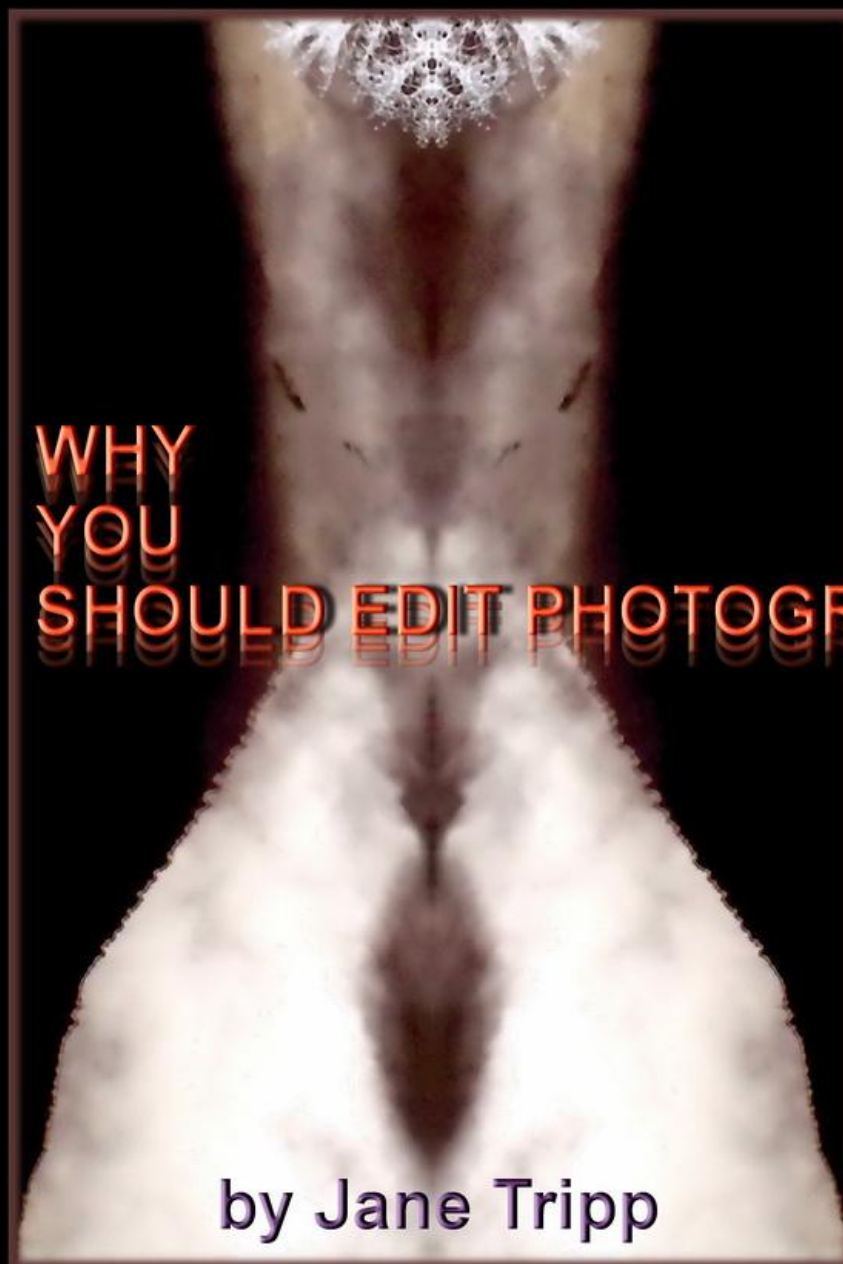


# **This Explosive New Book Will Blow Your Mind!**

The Companion Book to 'How To Edit Photographs And Discover Secrets' and  
'Proof of Time Travel'



**Time Travel**

**Time Photos**

**UFOs**

**Cloaked Craft**

**Covert Ops**

**HAARP**

**Scalar Waves**

**NASA Photos**

**Black Holes**

**Aliens & ET's**

**Fortean**

**Ghosts**

**TV Ghosts &  
ITC**

**Faeries &  
Elementals**

**Electronic  
Attacks**

Take an amazing visual journey as Jane Tripp uncovers some of the incredible secrets hidden in photographs and reveals why you should - and can - do the same thing for yourself. You've never seen anything like this before! Packed with photographs, you will see image after astounding image and get all the information you need to discover the real truth right now. This book and information is free, and so are its companion eBooks.

## Why You Should Edit Photographs

by Jane Tripp

I'm going to break some rules in this article, regardless of what anybody thinks. Before I do I'll explain to you why I'm willing to do that. It's important that I give you my reasons and also my encouragement to go ahead and explore freely and fearlessly for yourself.

I'm about to take you on an incredible visual journey which will challenge the way you view life forever. *Nobody has ever shown you anything like this before.*

### Should We Believe *Everything* Specialists & Experts Tell Us?

The internet does a marvellous job of providing seekers and researchers with information, and it's the most valuable and powerful information tool we presently have available to us.

It's like having many universities rolled into one at our fingertips, and although this is an incredible gift, It's also a convenient way to spread disinformation and manipulative 'facts' designed to turn people away from independent research and exploration.

We are raised to do as we are told and to look to people who are 'specialists' or 'trained' for all of our answers, and we are never expected to argue or disagree with those who 'know best'.

People who 'know best' develop methodologies and sets of rules or suggestions that are released to the general public through the media in the form of televised information, newspapers, books, magazines, classes and courses.

As many modern experts have frequently themselves unknowingly been trained by a secretive establishment that seeks to promote ignorance so it can better

manipulate us all, they quite often wholeheartedly believe every word that they preach.

In some ways it's like a multi-level marketing scheme, only instead of selling us goods and getting people to go out and in turn sell to several more people, experts train us to do things in a certain way and folk readily spring up like mushrooms in a damp wood , writing books and building websites that regurgitate the same sets of information and guidelines, over and over and over again.

Is this a good thing, and is it good *for* us? Not necessarily.

It can only be good for us if the information is:

1. correct
2. in no way manipulative
3. in our own best interests - *and who should decide this for us all?*

In certain fields of research it's rare to see a new idea and even rarer to find individualists who are willing to break some of the silly rules in order to explore freely new ideas and realms. Why is this so?

### **Big Secrets**

Did you know that there is a specific group of people who don't *ever* want you to find out the truth about a whole lot of things?

There are several sensitive areas that we aren't supposed to poke our noses into, yet these areas *are very much our business* and hold the keys to understanding vast unexplored areas of our transdimensional and holographic reality.

This control is very apparent in the area of photographic imagery, and it's especially noticeable in the fields of the paranormal and other unexplained phenomena where exploration past a certain point is discouraged through the spreading of misleading information.

It extends to photographs claiming to contain ghosts or other spirits, UFOs, aliens and extraterrestrials, interdimensional beings, unknown life-forms and cryptozoological creatures - in fact *all* unexplained phenomena.

I am also going to include in this group photographs of covert government operations and NASA images, ***and later on an even stranger source of pictures that will finally provide you, the reader, with evidence you can see for yourself.***

**Ladies and gentlemen - I am referring to time travel, which is taking place on this planet, regularly.**

This is where the story becomes very interesting, because the exploration of unknown realms *is* exciting, very much so, and it's marred in the end only by the fact that some people learned the science of time travel quite a long time ago, along with other amazing new specialized technologies, and nothing was going to stop them from developing brand new top secret programs around them.



**Left:** A space helmet with a cell phone-like attachment on the top, not an unusual sight in today's world.

Finding it in a 1907 photograph of a horse working in a forest logging operation in British Columbia, Canada, however, is highly unusual.

See '**Horse-team and Space Helmet**' in '**Pirates of Time - Part 1**' for the full story with fascinating photo-edits.

The things they found out were so stupendous and awesome that they immediately set about using their discoveries, and in no time at all they were also



mis-using them and controlling vast areas of secret knowledge and information as well as finding new and better ways to further manipulate the rest of the people on Earth, who simply didn't understand such things.

After all, we have each been taught by official institutions that the very opposite is true about those who control everything, and when people came forward to recount their experiences in secret government time travel and teleportation programs they were largely scoffed at, and the mills of disinformation began working overtime.



**Left:** this is the cell phone-type appliance you can see attached to the top of the space helmet found in the 1907 vintage photo of a horse that was part of a logging team in a forest.

It has a video screen in the lower section.

To find out more about time travel operations and *experiments carried out on people living in the past*, read **'Horse-team and Space Helmet'** and the rest of **'The Pirates of Time - Part 1'**.

The people who control these technologies believe that they have very good reasons to discourage certain explorations from being conducted by members of the general public, and they wish to limit them as much as possible. They don't much like people messing around with the parameters of photographic

exploration. This is because there are vast amounts of untapped visual data available in certain photographic images, and they don't want you to know about it, so the information telling you how to go right ahead and discover these things for yourself can be found in the free download *'How To Edit Photographs & Discover BIG Secrets In Them'*, and you can also download the free video demonstration of image editing, *'Watch Secrets Revealed Before Your Eyes'*, which uses a real time travel photograph and reveals the hidden secrets in it.

This will teach you how to unlock some of this photographic data for yourself.

I am disseminating this information as educational material, and for the purpose of this article I will be discussing the editing of paranormal photographs as well, but you are being taught this so that you can gain an understanding of the covert manipulation taking place against the public before you move on to finding the evidence for yourself.

The truth is that this information is all designed specifically so that you may locate and reveal genuine evidence of time travel and other covert operations for yourself. It can also be applied to paranormal photography for anyone interested in this field of research.

I'm using the platform of paranormal research because it best illustrates the general damping-down and discouragement of independent image research, an agenda mistakenly furthered by paranormal researchers themselves, who are genuinely seeking to verify the reality of paranormal phenomena in conditions that have been precisely designed to make sure that this doesn't happen. There are a lot of things about photographs that we don't yet know and they are capable of holding large amounts of hidden visual information. The following is what I've discovered:

Not every photograph is as we imagine, a flat and lifeless image containing only the visual information available on the surface. Although understood to be a 2D image, I believe a photograph has the capability of being very much more. My experiments are based on my theory, which I consider to be a most exciting idea. This theory states:

**'A digital photograph has the natural ability to be holographic in nature, under the correct circumstances.'** ©Jane Tripp 2006

There are many paranormal TV programs being produced at the moment, and although a few might hold the attention, most of them have little content of real interest.

Researchers sometimes create experiments, usually single ones that are supposed to stand alone, to mimic phenomena as it has been reported in particular places.

Note that if the phenomena can be reproduced satisfactorily by a paranormal research team, then it is deemed to be *most likely* an illusion or a hoax and if it can't be replicated then we are told that it *just might* be genuine.



**Left:** I took this photo, which has been cropped and lightly edited, next to a railway track in a rural area.

There was no train coming and no people around.

I didn't note the time, weather or anything else.

I'm satisfied that nothing was there when I took the picture, and also that no raindrops, mist or wind could account for the train lights, the two figures or the numbers.

I know spirits are everywhere.

I take thousands of photos and many have spirits and other anomalies in them.

I'm not trying to prove anything - I'm just sharing my work.

Most of these programs are very carefully orchestrated to fascinate, titillate or chill you, the viewer, with otherworldly possibilities while leaving you in the exact same position as you were before you watched it. Nothing is ever decided and nothing is ever proved, and worse still, little new information of value is ever put forward, because you're basically getting the same re-warmed meal each time with a slightly different sauce.

### TV Ghosts

The people who produce and take part in this paranormal TV fare are not aware of a certain phenomenon, something I discovered that opened up new vistas experimentally and really is the basis for much of my work:

Video footage invisibly records any paranormal activity occurring at the time the footage is shot, whether or not the camera operator is a psychic.

And because video footage to one degree or another records these paranormal phenomena, even though they are usually invisible, **a photo-medium or psychic photographer can take photos of the recording off the screen as it plays back and the psychic data can be retrieved, becoming visible on the photographs of the photo-medium.** @Jane Tripp 2006



**Left:** when the wedding of Prince Charles and Camilla Parker Bowles was televised I took some photos of the TV screen.

The very large and very angry-looking man's face appeared in the image.

It wasn't a scene change, or a guest, and neither was it something in my room reflecting in the screen - I was alone.





**Left:** cropped, you can see that part of the image is in front of the man's head and part is behind it.

I found all kinds of other things on this and other photos I took of the ceremony that same day.

This man is obviously not very happy about the wedding, and is glaring angrily. I have no idea who he might be.

This is the first time I experimented with photographing video footage and it became the basis for some very interesting experiments I undertook that are ongoing to this day.

Some of the most interesting anomalies I have found have been on photographs I have taken of video footage.

Experiment yourself with photographing TV or video footage. Pre-record the program you select first, because you will want to check that you are not photographing scene changes or special effects.



**Left:** the face you see in profile looking to the left manifested when I took photographs of a paranormal TV program that I had pre-recorded.

It was in footage of a cottage that had once been the focus of a group who practised black magic.

They were led by a very evil man, and I think this may be an image of him.



## What You Should Know Before You Get Started

Editing your image to try and discover what's in it is very different from adding fake phenomena to it in a childish attempt to dupe people.

This means that when someone asks you if you 'photoshopped' an image then you can tell them no, and explain your editing process to them if you want to.

Although you *uncovered* the anomaly and examined it in different ways (as you might if working on an archaeological dig) using an editing process, you didn't *add* the image to the photograph after it was taken, or indeed at any point, as it was already present.

You can show people how you uncovered and then *enhanced* it and even let them do it for themselves with your original photo by following the same steps as you did, if you record them in some way.

I think it's a great shame that people do not take their anomalous photographs into a good image editor and have a proper look at them so that people can share and compare their information and techniques.

Although my primary purpose is to show people the compelling visual evidence of manipulative and covert operations being used against us, there are many people who could become very good psychic photo-mediums like myself, and the editing techniques have equal validity when used to investigate paranormal imagery in photos.

There are so many things about images and sound recordings just waiting to be discovered if appropriate experiments are set up, and some people are already working very hard on doing just that.

The following two images are also examples of Instrumental Transcommunication and demonstrate the fact that cameras, digital or otherwise, can record interdimensional activity that most humans can't detect with their eyes alone.

Instrumental Transcommunication (ITC) refers to the experimental ability to record spirit activity electronically, either as images or auditory phenomena. The image below was captured in an ITC experiment.



**Above:** the woman's face you see manifested in the screen as I took the photograph. Whether she's laughing or trying to scare me I don't know. It's almost as if she were saying "Boo!". I don't know who she is.



**Above:** my own and the room's reflection can still be seen, but the two faces take up most of the screen. Getting this kind of result is what I am aiming for. It's a cooperative experiment between dimensions and many people both here and in spirit are involved. These are spirits and as far as I know have nothing to do with the uninvited operatives involved in the covert affairs I'm revealing.

**Left:** I often photograph reflective surfaces during my experimentation. I've noticed for a long time that spirits manifest more easily when photographed against objects that hold a static charge, such as plastic, or a TV screen, as you see here.

In this image the TV is turned off. I am sitting on the bed in my nightdress experimenting with a couple of quick shots and you can see me at top right reflected in the screen.

**Left:** in the next photo I took the lady was joined by a male companion.

They both seem to be laughing happily. Some people have been nervous about this image.

People's images often distort a bit when being photographed interdimensionally, almost as if you were photographing a reflection in water. When this happens the spirit is usually automatically demonized.

There is a whole world of difference between taking your photo into an editor to 'create' a fake anomaly, and taking it in to adjust light, exposure, color, contrast and sharpness settings in order to bring out the image more clearly.

Always keep the original, untouched image, that's only common sense, but please experiment with copies of that image.

As light settings and color values are subtly changed and tuned, often anomalies do become clearer and new anomalies can appear that were unnoticed before.

I've examined many dozens and dozens of internet galleries full of 'ghost' photos over the years, as well as countless paranormal images in books and other publications for over 40 years. There are so many good photos out there, apart from the mistakes and, much more rarely, the fakes.

Recently, thousands of people are getting results, especially using digital cameras.

Examining other people's photos has enabled me to learn a lot when comparing them to my own. I sometimes find pictures that look very much like mine, with similar textures, imagery and overall appearance.

Several times I have lifted someone's image and taken it into an editor to satisfy my curiosity. These photos often have one very visible anomaly that a person has discovered and excitedly sent in to one of the major paranormal photo-sites.

The untouched photograph is usually displayed as is, with no editing. If you are lucky, the significant area will be magnified. Examining them and editing them often reveals other anomalies unnoticed by both the photographer and the host paranormal site.

Sometimes I find anomalous activity on an image that neither the resident 'digital image specialist' nor the photographer had noticed themselves. It's as though

someone went to the doctors and she attempted to diagnose them while they remain silent, fully dressed, and in a very dark room.

These photos are not my copyright property and when I've finished checking them I have to delete them, but I am constantly surprised that no-one, not even most paranormal photographers, are more thorough in editing and checking their exciting images.

Scientific research has put the dampers on private experimental research, making people scared of having accusations of hoaxing levelled at them, or being made fun of in forums and internet groups, even when these same groups are supposedly dedicated to investigating and discussing the paranormal.

I had some written contact with a young man who was a member of a paranormal group. He and other members had spent hundreds of dollars on sophisticated equipment (I'm not knocking this specialized equipment, it has great value and I would like to own some of it myself) and had proceeded to hang out in cemeteries and other likely places trying to record spirit activity.

They painstakingly recorded times and dates, weather conditions, temperatures, the people present and all the other data necessary for a careful scientific experiment to be carried out.

After many months this group had captured a single *possible* orb.

They weren't 'allowed' to edit the image and were deadly serious about their research, approaching it with absolutely no pleasure, and lacking in any sense of wonder or humor.

This isn't a suitable attitude towards serious and dedicated exploration of the unknown, mainly because it's an almost total waste of time. Nobody will discover anything much that's worthwhile in this way, and neither will it ever prove a thing to anyone.



Disappointing as this is, I think an open mind and a willingness to experiment would have enhanced their attempts to record phenomena, and advertising for someone from their area that had a genuine psychic gift to be present at their shoots would have helped them to capture more and better anomalous images.

But it seemed to me that their self-imposed work was joyless and barren. They were not able to think outside the box, and besides, even if they had captured a hundred orbs on film, what would it have proved to themselves or anyone else?

They would simply have joined the other *millions* of orb photo's that have now been taken all over the world.

A lot of people don't know how to recognize an anomaly, which can often appear at first sight to be a film or camera glitch. This means, especially with so many



digital cameras about, that many of these unusual snapshots get erased and are never noticed at all.

If you are serious about wanting to find out more about the secret realms of life, then taking and afterwards editing photographs can open doors onto other worlds.

### **Why Edit Paranormal Photographs?**

So, people involved in paranormal investigation are always very sure about not editing anything found in a photograph. That is exactly what the establishment teaches them to do.

The status quo is always protected and people almost always comply willingly and then go out and 'teach' each other what they have learned. This is because they are taught that they are tampering with evidence if they edit a photograph.

There is something that I would like people who are genuinely interested in this subject to think about.

***No amount of photographic evidence will ever prove to anyone the existence or reality of either paranormal phenomena or other dimensions.***

There is already so much more 'soft' evidence available than would be necessary to decide on the reality of anything *but* paranormal phenomena, just using plain common sense.

Do we always need scientists and proof? Why has it become so important for us to have everything confirmed by people in white coats, especially when they are later frequently proved wrong about so many things.

The massive body of lore, personal accounts, shared experiences and, particularly in the last years, actual photographic, video and auditory evidence, *should alert any thinking person to the presence of paranormal activity in our world.*



**Left:** this is a photo of the door leading from the local hospital emergency room. It was about 9.30 pm and I was on my way home from the store.

I took the image of what was an empty door on an impulse and received the image of a woman about to leave.

She may have passed away, or been having surgery and gone out in her astral body, or maybe anxiety over a sick family member staying there drew her to the hospital as she slept.

It could also just be a memory, a 'recording' of an event that left a strong impression on the atmosphere.

Note the lightning-like horizontal electrical effects.



**Left:** edited and sharpened and lightly edged to show her left hand passing right through the metal and glass door, it seems that the substance of her astral body is interacting with the environment and causing the electrical, lightning-like activity.

If this is so, it's unlikely that this photo has recorded just a memory being replayed, although I can't be sure of that.

Image editing software was created in the first place for official use, and was originally developed to be used in a military and law-enforcement capacity.

Here are just a few of the reasons why it doesn't make sense at all not to edit:

- If the police considered it 'cheating' to use forensics imaging equipment to uncover and clarify details, they would not in today's world get very far in certain investigations.
- When you take photographic negatives to be developed at a commercial outlet you do expect that they will be adjusted for exposure, color and clarity and that they will be delivered to you looking as clear and perfect as is possible. If you couldn't see them properly you would take them back – *wouldn't you?*
- Using certain editing programs I manage to extract some useful details through the layers of psychic 'mist', called 'ectoplasm', or 'ecto-vapor'. There are amazing but simple techniques that can sometimes retrieve visual data in sudden stunning detail. These methods help show that the initial misty and often unclear visual information that the average anomaly displays is often only the first layer of an image that may contain mind-blowing detail if properly edited. Quite contrary to what people are taught, editing is the *only* way to reveal this information and actually see and learn from it. It's very much like an archaeology dig in some respects. First there is the discovery of a potential site, and then the dig itself. Layers of material are cleared away and every detail examined. Finds are made. They are preserved or restored and put on display as witness to the past. In the case of paranormal photography, the imagery is witness to another dimension. In the case of covert activities, the imagery is witness to secret technology being used against us.
- There's no real point in trying to capture, or afterwards even bothering with, images that contains suspected paranormal content if you aren't going to examine them very thoroughly.

There is nothing scientific about *not* examining the evidence fully.

Many, many people around the world work very hard to prove scientifically the existence of 'ghosts' and other-dimensional reality. While their adventures and exploits were literary sustenance to me when I was a child, and while I have for many years greatly respected much of the work done then and now in this area of research (and research methods have changed considerably over the years), my personal perspective is different to many people's.

I like to see evidence of interdimensional activity in photos because it's so very interesting rather than because I need proof.

Personal experience is often the final and only proof for the individual who has doubts, and until they get it I don't think there is much anyone can do to convince someone else of anything that appears so tenuous in our world.

Does it even matter? I believe yes and no. It doesn't matter because the individual is presented by the universe with what they need at the time, and if belief in what often lies beyond the scale of our human senses is at present difficult for them, then things probably won't change until their 'bandwidth' broadens a little bit.

There may be very good reasons why this should be so. On the other hand, the fact so many seem undecided seems to me to be part of a larger underlying problem that humanity is having.

In no other area of research has so much proof been put forward and then dismissed, attacked, lambasted and shelved.

If this sheer weight of reasonable soft evidence had been presented *in any other area*, it would by now at least have been accepted in the same way that thinking people and scientists agree that the tachyon or the Higgs particle exist, even if there were not quantifiable data yet available to categorize and measure them with.

After all, paranormal phenomena have been recorded for thousands of years, and recently, very well indeed.

I have succeeded in retrieving images that are amazing. Being a photographic medium means I get many anomalies manifesting in my own photographs, but it would pretty much be useless empty data as far as I can see, without editing them and being able to see the details.

**Right:** spirit lights manifesting on a photo taken of the sky and trees at dusk.

There were no lights at the time to account for the many different coloured streaks, and even if there had been camera movement could not be responsible as the lights are moving in separate directions.



This goes for all paranormal photography, as well as EVP (Electronic Voice Phenomena) recordings which can be explored in similar ways with audio editing equipment and software. None of these photos have any worth, outside of the thrill factor, unless investigated very thoroughly and in depth.

For me this doesn't mean recording the exact spot where I took the image and its history, along with lighting, weather, time and all the other details that prove



nothing at all. It means finding out what is inside a photograph, instead of just what is visible to the naked eye on the surface.

Of course there are hoaxes, but hoaxes are perpetrated in many areas of life, and when they are uncovered, it is the hoaxers who are discredited - not the subject around which the dishonesty was carried out.

When people are found to be wasting their own and everybody else's time with immature and spiteful hoaxing, apart from the inconvenience caused - so what? It proves or disproves nothing, only points out something about human nature and at worst complicates the issue just a little bit.

At some time, usually when we were young, most of us were trained to rely on science for all the answers, to the point where many of us are willing to deny the often overwhelming evidence of our own, or other peoples' senses and experiences.

Does proof for something as elusive as the paranormal's existence lie in the realm of the individuals evidence and experience? Or does it lie within the experiments of researchers?

My personal opinion is that both are not only valid as areas in which to discover the truth, but necessary. As both the left and right hemispheres of the brain have an equally important function and use, so do objective and subjective experiences and experiments play an equal and valid role in our research, exploration and discovery.

### **Pareidolia, Covert Activity or Spirit?**

When looking at anomalous imagery of any kind, people are frequently unable to tell the difference between shapes that *resemble* familiar things, such as animals, people or objects, and real images, *even if those real images are interdimensional in nature.*




Mirrored cloud photograph

People have always seen recognizable shapes in the natural objects and patterns around them. Most often we see faces, and we're hard-wired to do just that.

**Simulacrum:** Random combinations of light and shadow form random shapes against backgrounds such as rock, sky, water, trees, glass, stonework and any other textured objects. This is known as matrixing. When these patterns come together and form images that strongly resemble something else, this likeness is known as a 'simulacrum'.

The human eye as an extension of the brain is always trying to make sense of the objects around it. Finding familiar patterns and labelling them is part of the brain's job, especially when it comes to faces.



Are these spirit eyes that I sometimes capture with my camera when I take landscape photos, or is it just pareidolia? You decide.

There's a definite tendency towards labelling simulacra (plural), or pareidolia, in photographs as paranormal, and this gives both sceptics and hostile parties plenty of valid ammunition.

This is actually another good reason to be different and edit your anomalous images.

The brain at some level probably does know the difference between a genuine anomaly and a simulacrum, but most people make instant snap decisions about what it is that they believe they are seeing.

Ridiculously, in the western world just about any female face that seems to have manifested visibly on an object, plant or animal is deemed to be a sacred image of the Virgin Mary, while robed or winged figures that appear to be male are usually identified as Jesus or angels.



Mirrored cloud photograph



**Left:** this image filled the entire photo which I took during an ITC (Instrumental Transcommunication) experiment attempting to capture paranormal activity.

Everybody who sees it thinks it's an angel because of the feathery wing-like effect, but I don't. It may be a spirit (the head can be seen at top right side-view looking down).

I see it more as spirit art.

I see no reason why some spirits shouldn't play dress-up. People do, and it's a lot easier for entities in the spirit world to accomplish that than it is for us.

Naturally, in other parts of the world people identify such images completely differently. We 'recognize' what we know. Identification in such instances is primarily associated with mystical or religious beliefs and coloured as well by our wishes and desires.

As many simulacra seem mysterious and possibly even supernatural in origin and nature, as though drawn by an unseen hand, they are naturally associated with magical, religious or paranormal phenomena.


This in itself makes an interesting subject for further exploration, but in no way should it be used as a catch-all explanation for every unexplainable but identifiable image, whether found in nature or in a photograph or video.

My lifelong and absorbing passion for the paranormal has given me a thorough background education regarding such things.

Being an artist as well taught me how to 'see' things in an alternate way.



All artists experience this. They start to notice shadows and light plays. They look deeply into the heart of an image. They can be caught staring intently at bits of old wall or even junk, examining textures and patinas.



A mirrored image of a photograph of clouds

They may see the spaces in-between shapes rather than the objects themselves. An image may be broken down by the brain into a series of flat shapes defined by color or line, seeming more like a pattern than a recognizable 3D object.

Any image can potentially be seen in many different ways, as the endless and beautiful diversity of artistic expression continues to demonstrate.

Seeing in this way trained me in skills I would find necessary for uncovering a unique and very special type of imagery later on: the ability to ferret out of an image hidden details, detecting where they might be hiding by the subtlest of texture or colour changes that usually pass completely unnoticed in a photograph.

What is really necessary is a return to common sense and keen *observation* with image research as well as an open, experimental attitude.

As for science, ask yourself this: *if you did conduct your personal research in the way set out for you as scientific, do you, working alone or with an umbrella group, think that any of your data and results would be acceptable within any scientific institution?*

Would your work ever count for anything, scientifically? *Does mine?*

Of course not! Your experiments or mine aren't *that* controlled.

They aren't carried out in a laboratory. It won't ever count anyway, *except to interested private parties*, but they are the people who *do* count when it comes to sharing such work, people with a genuine interest, even passion, for the subject.

Now ask yourself this, especially in the light of *everyone's* photos in the end being completely unacceptable scientifically: if you save a copy of your original photograph on disc, un-tampered with, why ever does it matter how much you edit the copies, or who you show them to?



Spirit face manifesting on the extreme right side of a photo that was taken on the edge of forested land.

It isn't proof, you cannot offer it as such, but you can offer and share it for what it really is: *educational and personal research material*.

I would also like to tell you about why I think the images, and my discoveries regarding them, may be important to both researchers and psychic photographers in the future.

So you can't offer the type of proof 'required' by today's scientific establishment. I don't think anyone can, even in a laboratory. My hope is that you will read what I have to say carefully and with an open mind and heart and see the importance of what I'm trying to get across.

### **Unobtainable Evidence**

The criteria for 'evidence' are set at an impossible height for a reason.

Consequently no amount of 'non-tampering' in the form of omitting to explore photographs that contain apparent anomalies will make the slightest scrap of difference to any research anyone is conducting.

I fail to see anyway what science, especially as it apparently finds itself still too backward to explain very much about this subject, has to do with any individual's private or public relationship with other dimensions.

I also fail to see why it should be the burden of the individual presenting spontaneous evidence to 'prove' it's genuine when that is made impossible by the modern standards of criteria set for them to do so with.

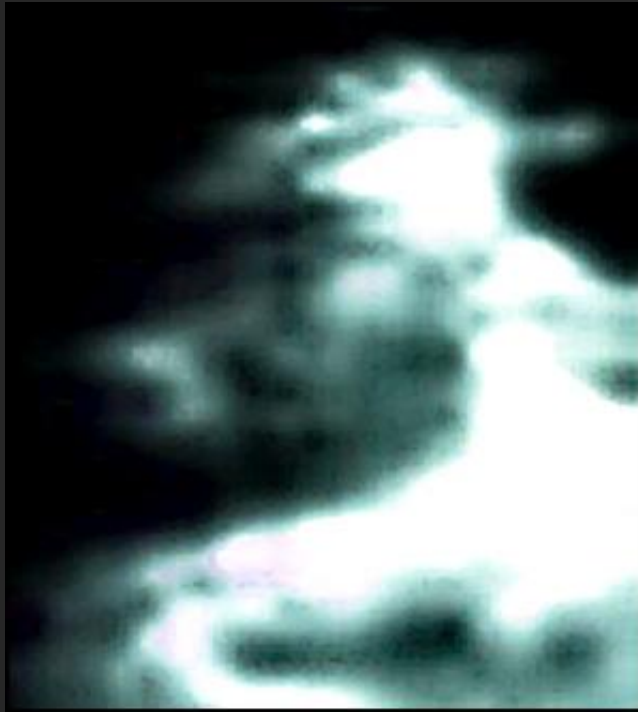
Editing your images to discover more about them is exploration that can yield fascinating results. It's completely different from using editing techniques that digitally alter an image in ways that *add or remove* features in order to create a deliberate deception through the use of illusion and subterfuge.

That is known as *photo-manipulation*. It's not the same as either photo-enhancement or experimental editing of images, and then afterwards recording and sharing with others what you are doing.

The more people share their own work, the sooner we'll unlock some of the secrets that keep us from knowing who we are, where we've come from and where we are going.



Below: this enigmatic face appeared in the corner of a photograph I took. It was small and I nearly missed it. I'm being assessed by a very haughty gaze.



**Left:** I cropped the right eye, as seen on the left side of the face. The eyes might be painted, and I think it's a man.

I have no idea who it might be. It's possibly an operative of some description, because there are some strange shapes around the head, or it might be a spirit.

If you see something you don't understand on your image, don't delete it. That's what happens to most anomalous photographs nowadays.

Edit your pictures if you suspect they contain anomalies. Always keep the original photograph at full size. Put the originals straight onto a disc. Label and date them. Make a copy for editing. Keep all the significant edits as you go, and save these to disc as well. Write about it all.

In the end, do this for yourself and those around you, because in a world where

people are controlled by outright lies *nothing is more important than the truth*. We are told lies about everything from the 'highest' levels down, including the true history of Earth and our own origins. We are told lies regarding the existence of extraterrestrials, aliens, UFOs, secret space technologies and life on other planets as well as the fact that the Earth (like all planets) is hollow.

And what about that rather special US government institution that releases astounding images of outer space, the National Aeronautics and Space Administration? Surely they are honest with us about their findings?

They are responsible for America's civilian space program along with all the research that entails. Their pioneering projects are meant to give the world not only a steadily growing database of knowledge about our solar system and our place in it, but also a greater understanding of our own planet, Earth.

It's largely through NASA that we receive all our knowledge, and imagery, about distant galaxies and bodies closer to us, such as the Sun, the Moon and Mars.

Should people be able to trust such an administration and the information they release to the public? Of course they should. *Can* people trust such an administration to deliver the whole truth and nothing but the truth?

*Absolutely not.*

They might be better titled the 'National Airbrushing and Storytelling Administration' because although what you see might be what you get, it quite often isn't what was there originally.

## **NASA Images**

People have been noticing for years the fact that NASA images are often tampered with, but it's especially in more recent years when folks have used the internet for exploring such things that the scale of the deceptions have become so

noticeable. They don't care if a *few* people notice, so long as *most* people don't.


They simply airbrush out what they don't want people to see. Unfortunately, they also use a copy & paste editing technique to cover things up. For instance, in an image from Mars, they may detect signs of life - bits of old craft, creatures, people, habitations, etc.

They copy and paste from an appropriate vacant area straight over the part they are trying to disguise, a tactic that's immediately recognizable to anyone who uses an image editor for creating graphics.

Most people don't know anything about image editing and creation at all. They simply don't notice the repeated sections in the photo or the poor and amateurish editing that created them.

It's easy enough to spot when you know what to look for. I haven't yet tried editing through the copy and paste to try and uncover what's underneath, but when it comes to simple airbrushing techniques, you can edit beyond the top layer fairly easily, sometimes revealing exactly what it is they are trying to conceal. That's something very important to learn if you are going to edit your images. I'll show you an example of this on the next page.

The image I'm using is part of a NASA image taken near the Sun that had a huge spacecraft airbrushed out of it. In '*The Pirates of Time*' you can see a lot more of the editing process in galleries with pictures such as this, including the original photograph used in each one, but for the purposes of this eBook I'm going to show you the images already partially edited.



**Left:** many of the little 'stars' visible in **NASA** images turn out to be craft of some description or other when edited, like the one seen here.


Pick a **NASA** space image, any image with stars and enlarge the image, looking at it very carefully. It's not hard to find UFOs in this way. If you think you have found one, crop, enlarge and edit it as taught in your free eBook download, '*How to Edit Photographs & Discover Secrets*'.



**Left:** This shows a section of a NASA image after the first layer of airbrushing has been removed.

NASA never mentioned this huge craft sitting near the sun, and possibly showing a tether.

They didn't mention the small craft at upper left either. Actually, the entire image was filled with craft of all descriptions. *They are very well aware of all of this.*



**Left:** you can clearly see the outlines of the massive craft as well as the out-rider craft all over the place.

There are *always* craft around the Sun and probably have been for millions of years and more.


It's a *major* star gate and things are not at all as we've been taught.

NASA, and plenty of other dishonest institutions, **know this very well.**

They just don't want *us* to.

Why don't we have full disclosure on this planet? Does any deeply thinking person *believe* that tired old nonsense about people 'not being ready for the truth' anymore? Conditions on certain areas of this planet have always been a true living hell. In a war-torn world where people are utterly controlled and routinely die (or have to watch loved ones dying) from disease, starvation, torture, military operations, 'natural' disasters, poverty, exhaustion, murder and experimentation, how can anyone 'not be able to face', or 'become maddened by fear by' the idea that we are not alone in the galaxy?





**Top Left:** One of the small outrider craft cropped out from the previous image. You can see perfectly well it isn't a star or any other natural object. If you my reader become maddened by fear, please let me know, but I'll assume you have a lot more common sense than that.

**Top Right & Left:** taken from another NASA image, this close-up of an area found on another spacecraft that I cropped from a different image displays intricate areas that are also not natural.

NASA would like you to think these things are comets. or space debris, or solar flares, or... yes, well.

I have no respect left for this group of secretive liars, but you can find the most amazing things in their images if you take a close look, airbrushed or not.

## **Passing Through Walls & Other Barriers**

One of the most exciting discoveries I made was that when conditions are right, you can edit right through walls and other solid objects, travelling beyond them in a way that I'm sure most people never realize is possible.

This is again due to the partially holographic nature of certain photographic images. They have recorded far more than just surface details. This opens up huge possibilities for using photo-editing to discover the hidden secrets in images.

## **The Truth**

It's high time that the real truth was made visible to us all. Many people still don't 'believe' in the covert technologies that are used to control them, but we aren't talking about the 'Land of Never-Never' here.

Just because something is invisible doesn't mean that it isn't really there or that it doesn't have an effect on you. We cannot see wind, bacteria or ultra violet rays, but we can see their *effects* and recognize the validity of their actions upon us and the environment.

We can't see music, unless we have synesthesia, but if musicians arrived on a planet full of deaf people, would the inhabitants refuse to believe in music?

## **Are You Being Attacked by Secret Government Agencies?**

The sad fact is that many people are attacked invisibly, often as a 'punishment' because of something they are doing, but also sometimes in experiments.

## **Tin Foil Sombreros**

Perhaps you have been accused of paranoia, or even suffered hints that you might be mentally ill for believing such things. People are cruel, and worse, they are thoughtless and ignorant of the truth, which they don't really want to know because it makes them feel scared and powerless.

Of course, if you ignore what is really happening and pretend that it isn't, you *are* powerless. Helping other people to also remain powerless and ignorant maintains the status quo, and people can be relied on through conditioning to police each other to a certain extent, singling out people who are covertly harassed and labelling them as paranoid, weird and mentally ill, causing further anguish.

This is fully backed up by the medical establishment who are nowhere near as bright as you might think and mostly don't have a clue what's happening, having been educated in institutions that carefully train doctors and psychiatrists-to-be in how they must deal with people who say they are targeted, and it is in this magical realm of pseudo-psychiatry that victims are labelled, usually as schizophrenics, put on medications and sometimes even locked up.

These psychiatrists and doctors usually believe everything they are taught, questioning nothing at all and frequently delivering inappropriate diagnoses and treatments to people already overwhelmed by the attacks they suffer.

In fact, the easiest groups to control are those who we are *taught* to believe are among the brightest and best. That's why I say that they aren't necessarily very bright, but with good memories and the ability to follow procedure very well.

In fact, if tin-foil hats actually worked to shield people from scalar wave attacks and other covert weaponry, you would need a sombrero, or even a full body suit, made out of the stuff.

Unfortunately, tin foil does *not* work to shield people from such attacks, but the logic behind trying to use a protective, reflective material for blocking or breaking up and scattering wave signals is quite sound, if doomed to failure in this instance.

You can't blame people being tortured in their own homes for trying to find a solution. If they are really being harassed and worse, then they can no longer in fact be labelled paranoid, although some of those around them may still be called fools.

Because what does this make the 'family' and 'friends' who add to the despair of someone who is undergoing such illegal and evil interference by refusing to believe those they are supposed to love, treating them as though they are at best losers and at worst insane?

Well, at this point I think it makes them pretty stupid, especially if the target is normal in all other respects, but that's just my opinion. If they weren't so busy living in 'the real world' that has been created for them and believing what lunatics in suits have told them to believe, they might re-locate their brains - and their humanity.

*If there is no way for the targeted person to prove that what she or he is claiming is correct, then that person is going to suffer dreadfully, often quite alone.*

If you can't actually show someone what is happening to you they probably won't believe you. The attacks are covert - they are invisible and leave no traces - and that is why they are so very effective. *Is there anything we can do about this?*

**Yes! I'm about to show you in a photograph a real attack taking place.**

### **Scalar Attacks on *Your* Home?**

Can you imagine a small mechanized craft sitting above your home day and night, blanketing your house in an evil wizard's hat of harmful scalar waves designed to make you sick, keep you down and worse?

Science fiction? ***Unfortunately not!***

But if you think you might be targeted and under some kind of attack, be it scalar, microwave or other, you might want to pay special attention to the following pictures, and afterwards go out and photograph the area above *your* home.

Make sure you have downloaded the **free** companion eBook to this one, '***How To Edit Photographs & Discover BIG Secrets In Them***'.



Also pick up the video presentation '*Watch Secrets Revealed Before Your Eyes*' which is also **free**.

The photograph you are about to see, although incredibly boring, has nothing to distinguish it. It's one of those colourless winter days, and not worth a second glance. It looks just as it would if you went outside and examined the scene yourself - nothing to see, and certainly nothing to make anyone suspicious.

Whoever would think to take a second, closer look?

*I would* - and so should you if you suspect you're a victim of unscrupulous weaponized technologies.



That's because there *is* nothing to see. If you go outside and look above the roofline of the building you live in, you will see nothing but sky, unless there are birds and planes visible.

If you're a normal person living a normal life, although you are to some extent being influenced by a variety of covert technologies coming from higher up in the atmosphere, you probably don't know it because the effects are subtle and they are happening to everyone.

Some people are also more sensitive than others to certain types of attack. If you are being targeted, everything is different. People will tell you that you are not 'important enough' to target and all kinds of other things that are meant to bring 'common sense' to the issue as well as to put you back in your place.

They will also point out that there is no money left for governments to waste on such nonsense. This is because they are ignorant about how everything is in fact organized. If they knew the real truth they would probably be more frightened than a targeted person generally is, being totally unprepared for the awfulness of 'authentic reality' as it is today.


If you think you have become a target and are enduring electronic surveillance, harassment, torture or gang stalking, see the links and bibliography section at the end of this eBook for a list of places where you can seek information and help.

If you know somebody that has made such a claim, before you dismiss their story, perhaps you could pay them the respect of doing a little research yourself.

You may learn something yourself. At the very least, examine the photographs that I'm presenting and keep an open mind.

Do you want to see what the photograph of that house *really* looks like?

It looks ugly, because the occupants are enduring a constant 24/7 attack that is coming from a nasty and probably very expensive little drone positioned above their home. Once you see that the attack is real, you will realize that there has to be a reason, and a source, for the machine. Now, *who would do a thing like that?*



**An attack by a craft on a private home with scalar weaponry is made visible with editing - this is the price paid for knowing too much.**

The reality of this attack is proven utterly by the same photo, seen edited above.

The unmanned craft does its job day and night. This kind of weaponized frequency attack is what some people have to live with. Those who carry out these procedures *do* have the money, *and* the power, *and* the resources, to carry out thousands and thousands of such operations. This *is* where a lot of the money goes. Total control is the name of the game.

And if you can travel back in time to plunder and loot the past, as well as criminally control the finances of the world in the present day, why would you ever run out of the money you need to own and manipulate the entire planet?

It's no use imagining that I create these images as part of some kind of an elaborate hoax. Not only would it be impossible for me to do, but my aim is to show *everybody* how to find these hidden, supposedly covert, attacks and operations.

**That is *my* home with the drone-craft above it that you just saw.**

***If I wasn't right about the things I've discovered, they wouldn't feel the need to keep that craft up there - would they?***

### **The Entire World as an Open Prison**

If this idea is shocking to you, it should be. It's a truly horrible concept, and unfortunately, it's horribly true.

With the development of frequency warfare it is possible to ruin someone's life utterly, and *up 'til now* leave no sign.

But as you can see in the photo, there are very clear signs, and you can learn to extract these images from photographs and prove, at least to yourself and your family and friends, that you are indeed being attacked.

The more people who know - *and see* - what is going on, the sooner it will end.


If you have had your life ruined, your health destroyed, your job or career sabotaged and you are too ill to have a life, if family and friends think that *you* are the problem, if you are kept awake all night and tortured in your own home, then life has become an open prison for you, as well as for the people you live with.

**You may not be able to run, but neither can they hide any more.**

Think about this for a moment. If people use and further develop my editing techniques to uncover and expose these illegal operations and then make them public, as I am doing, then fairly soon *many* people will know.



Please share this information with as many people as you possibly can. *It's time.*



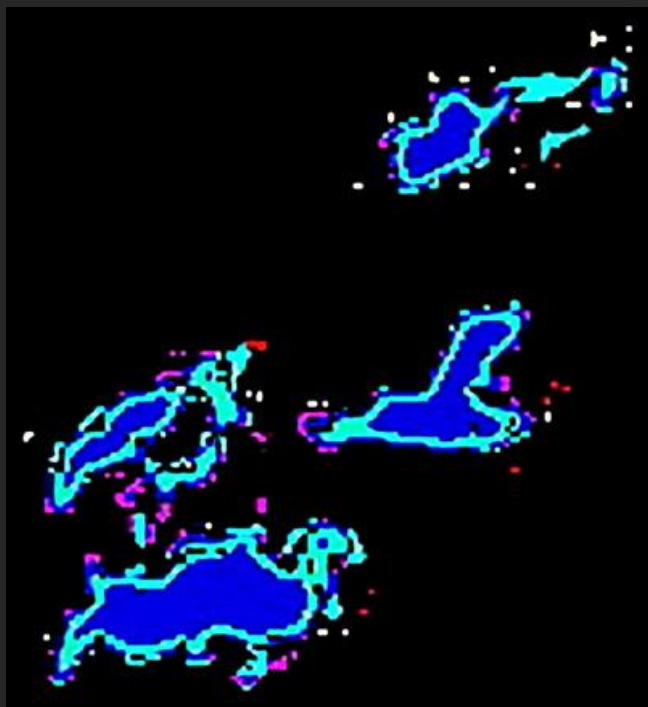
It's possible to edit cloaked craft out of a cloudy or clear sky.

The first image at **top left** shows two helicopter-like craft, seen as black, that have been edited and de-cloaked out of an area of cloud. It's often possible to edit straight through cloud cover, as you can see.



**Left:** the next three images were extracted from a clear blue sky, shown in these edits as black.

These little blue formations are craft of various sizes, cloaked and invisible to the naked eye, but always up there going about their secretive business.



My research has shown me that some are manned and some are smaller unmanned devices that are responsible for transmitting frequencies. I don't know what else they might do.

There is a wide display of different types, sizes and shapes of unknown craft, many of them drones.



**Left:** the final image of the cloaked craft. There are typically dozens up above us daily in all areas.

You can see a helicopter at the top and another near the bottom.

The large blue area on the bottom left is a portion of a craft that is closer to us and partly off the cropped areas.

### **Don't Doubt This is True - Prove it for Yourself**

Covert harassment by weaponized scalar transmissions only covers one aspect of the variety of unseen attacks that are perpetrated invisibly on victims of electronic harassment in many parts of the world.

They actually use these techniques on everyone, having little scalar wave transmitters gridding the skies, up among the chemtrails, chem-haze and chem-clouds.

These however are for more generalized purposes, such as dulling the intellect and changing moods and emotional states.

If you are singled out for any reason, then you may well come in for some special attention - it's far more common than even the conspiracy theorists believe.

Of *course* there's a conspiracy - it's all one big complex conspiracy, but it's time to wake up now and take back control of our lives as sovereign individuals.

Life is awesome, beautiful and totally worth it because we all have golden destinies ahead of us, but it's a sad truth that *right now, here on Earth, life is pretty much a scam*, and that is down to us, the people, who have closed our eyes to the truth about what is happening on this planet and allowed it all to take place.

If you are a victim, I have a lot of empathy and compassion for you, because as I said, the house you just saw under frequency attack is the one I live in, on the left side, and that attack is being perpetrated on me, all the time.

When I leave a place it doesn't change anything, because within two weeks they will have their little operation back up and running, making (or trying to make) my life a miserable and controlled experience.

Unfortunately for them, it's not working out quite the way they hoped it would.

If this is happening to you then you are possibly also being covertly watched and surveilled in a number of other unusual ways as well.

It might surprise you to discover that these other cloaked and interdimensional and surveillance techniques are:

1. Old news. They've been around - invisibly of course - for quite a long time now.
2. Exposable - like the unmanned craft above my home - through photography and editing, as I will show you.

### **Photographic Examples of Harassment and Covert Surveillance**

Conducted partially from the 4th dimension and cloaked in the 3rd, the attacks - and the perpetrators - can still be unmasked.

I'm going to show you a few photographs so that you can see what I mean, and afterwards tell you how you too can get photographic proof for yourself if you think something similar is happening to you.

You can also do this on behalf of someone you know who is being targeted, with their permission, of course.

Sometimes operatives enter your home. They can come in cloaked so that you see nothing, or even operating from the lower 4th dimension, where equipment that is similar in a lot of ways to ours exists and is used, also covertly, against us.

Because of the nature of digital photography you can actually catch these intruders on film. Although you probably won't see them yourself, some people certainly do.

I have many similar photographs to the one I'm about to show you. It's really fairly easy to capture activity if you know where and when to try.



I have to admit that the following photograph felt more like a random event and I was just lucky - or unlucky enough, depending how you look at it, to get the results I did on the next photo. What you will see are not ghosts, but cloaked lower 4th dimensional military interference in the form of alien operatives.

I was in my bedroom alone in the house, and I decided to take some photos around my room randomly and against certain backdrops I've devised for use in ITC (instrumental transcommunication) experiments in which I attempt to capture paranormal content with a digital camera.

I felt a change in atmosphere while I was doing this, but I never saw anything. Two minutes later I checked my photos and realized that I had not been alone. Two people had just shown up on a photograph, neither of them human. The head of the second one can be seen at bottom right, almost off the picture.


Two interdimensional operatives.

Neither of them are human. The guy in the blue uniform is a reptilian.

They are in my bedroom, and they didn't expect to be photographed.

One of my 'helpers' can be seen swooping down on the reptilian man and striking him on the shoulder, right where it looks like yellow fire.

To learn more, read 'The Pirates of Time' by Jane Tripp.



The other man must have thought I could see him, he looks so shocked. He clearly didn't expect to be photographed.

I'm aware that I often get protection, and I'm grateful for it. The reptilian is being attacked in the photo by a flying figure that is swooping down on him. It's not very clear, but the image can be seen edited properly in '*The Pirates of Time*'.



**Left:** the man was bending over me where I was sitting until he was interrupted by me taking a photo and also by whoever was helping me out.

It all happened at the same moment, and I think this non-human man thought that I could see him when I snapped the photo.

I have no idea what they were doing, but over the years I've had to get used to sharing my living space with all kinds of other, invisible entities.

Spirits I don't mind, but operatives like this are irritating.

### Cloaked Craft in the Sky

They are up there in incredible numbers all over the place. What are they doing?

Some of them are not from Earth, but the vast majority of craft in our lower atmosphere, are. They are busy going about a variety of tasks which include but are not limited to:

- Weather control
- Mind control

- Interdimensional experiments, including opening wormholes/time tunnels
- Weapons testing

I'm going to give you a preview in this eBook of pictures from completed photo-articles so that you will have a better idea of what to look for in any photographs you might take and edit yourself.

**'The Pirates of Time - Part 2'** documents these sky phenomena in detailed photo-articles, and all the photographic images you will see are covered in more detail in this presentation. You will be amazed to see what is really going on in our skies.

Download your **free** copy of **'How To Edit Photographs & Discover BIG Secrets'** so that you can learn how to edit specifically to uncover the hidden details in them.

Also download your **free** 230 page eBook **'Proof of Time Travel'**, which will deliver to you all the proof you could need that time travel is taking place.

### **Opening Wormholes and Time Tunnels to the Future**

Like a *Dr. Who* episode, only with none of the charm, people work away above our heads day and night.

There are things we have to face about our reality. Don't be frightened.

These same technologies in the right hands could turn Earth into a paradise even in the third dimension we presently live in.

Most diseases were (and are) laboratory-created, but even if they weren't, enough is already known, and subsequently suppressed, to eradicate disease, hunger and poverty, provide free energy and clean water for the entire planet, clean up all the chemicals, toxins and oil-related products (even in water) and live in a pristine world in harmony with all the life on the planet.

A sinister, shadowy and seemingly all-powerful but still rather pathetic group, aided and abetted by both old and new alien alliances, doesn't want any of that to happen, and so far they've had their way.

They consider us to be like cattle or sheep, a slave race to be utilized at their whim around the planet.

Unfortunately, while people will insist on readily filling that role and teaching their children to do the same, they are playing right into the hands of a very great wrong that is being perpetrated against all the life evolving on Earth.

This is not the place to go into all the details as to why we are currently in this precarious position, but there are links and a bibliography at the end of this eBook to assist you in doing your own research, which is the best way to learn anyway.

But prepare yourself, because the truth involves an alien presence, covert government activities on the Moon and Mars, teleportation, time travel, weather and disaster engineering, war engineering, disease engineering, mind control, experimenting on people without their knowledge, corruption and theft on a scale that beggars belief - now, and back through time and much, *much* more.

It's like the biggest, baddest sci-fi movie ever made, and it's all true.

Learning the truth doesn't come overnight - it takes courage, a little bit of perseverance and a passion for true knowledge and understanding.

Having a passion for the strange helps, too.

Next, we are going to look at some of the activity you can capture on camera, first around your home, and then in the sky.

There are a variety of devices that are used to gather information about targeted people, and your conversations and activities might be recorded.



The section of photograph I am about to show you is taken from a series of pictures I took at the request of friends who were looking for evidence of spirit contact with a deceased relative.

There seems to be quite a lot of interest generated by my photography, probably because I'm a psychic and I receive hundreds of anomalous images. I'm frequently observed and recorded covertly while I'm taking photos, and the following is an example of that.



**Above:** on the left you can see the little light streak that would normally be dismissed as just that if found on a photo - a light streak. I cropped it out and edited it, as can be seen on the right.

The goose neck-mounted and articulated device has a familiar object attached to it at the bottom.





**Left:** there is a cassette-type tape on the right, which clearly is being used to record the audio of the session in the room.

This type of intrusion is common, and as you can see, recordable with a digital camera.



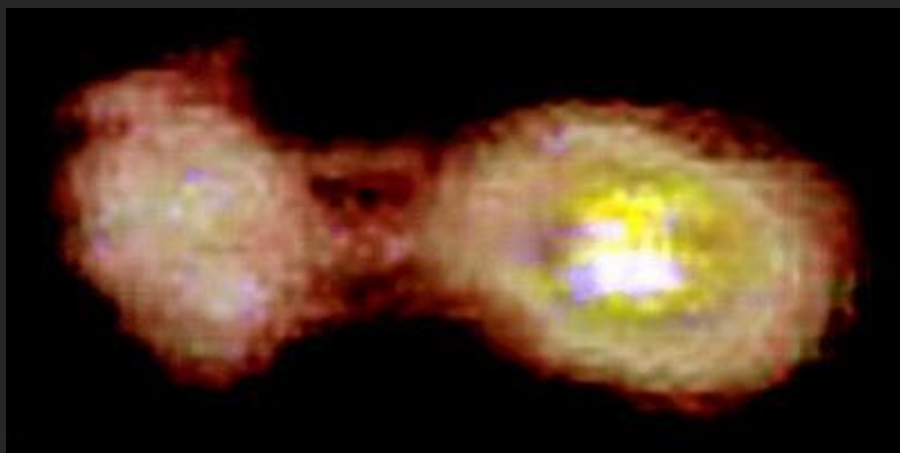
**Left:** Another device found in a photo taken in the same session.

Many paranormal photographers, if they didn't dismiss this little light phenomenon, might record it as a 'spirit light', or even as possible evidence of contact during the session, but things are not always that simple.

In fact they probably rarely are, and in this instance, far from complicating the issue and 'tampering with the evidence', editing this little image clarified the issue very well.

Some group was spying on me in my home, listening in and recording their 'evidence' and not only that, my session was being watched by a real-live operative from a real-live operations room complete with computers and other equipment.

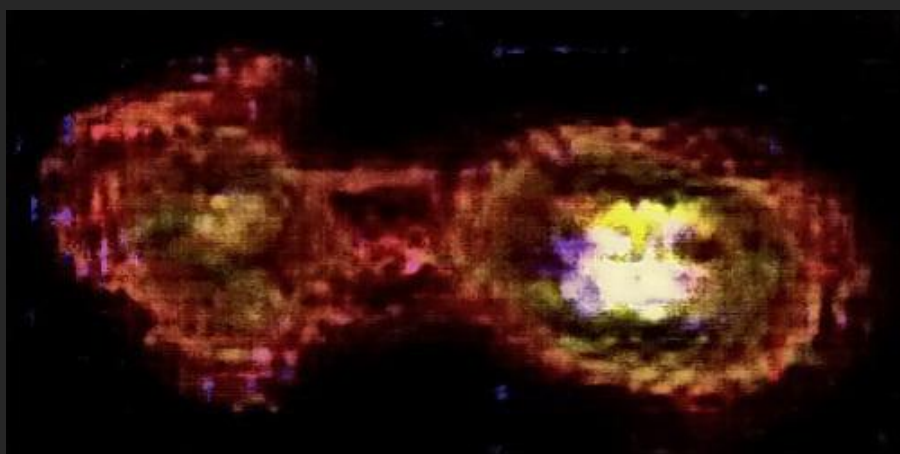
I'll show you.



**Top Left:** here is the little device hanging in the air in front of us all at a height of approximately 6', although it was not visible except on the photo.


It's a different design to the first piece of spy-ware, but it also has two sections.

**Lower Left:** edited a bit more, I've managed to reveal the basic outline of the complex little appliance, which I'm sure has both audio and video capabilities.



It's interesting, because clearly this is a form of interdimensional spying, possibly taking place from the lower fourth dimension, with the devices not being visible until photographed.

Similar technology to that in use here in the third dimension is being used from the lower 4th.



**Above:** edited a different way, I can see a little blue-coloured scene on the right hand side so I realise that there is a screen there, which is what I'd expect in a device like this.

When you find an area like this, crop it out from an unedited version so that you can edit it properly from scratch.



**Left:** after cropping the tiny scene I was able to clarify some of the details ready to edit it further.



I have a basic silhouette in the background, and I can see, from left to right, a computer, side view, facing right; a person in front of it, side view, facing left towards the viewer; a large white light fixture facing the viewer.

In the foreground the outlines of equipment can be seen hazily in a lighter color, probably reflecting from the light, which is almost in front of the person sitting at the computer.



**Above:** the tiny scene enlarged, edited and with the colour 'normalized' shows several interesting things. From left to right:

- In the square a computer monitor facing right - side-view
- A woman's face in the white oval, turned and facing the viewer
- The white light, coloured green now, is in the oblong on the far-right
- A dial can be seen enclosed in the lower oblong, among equipment too hazy to see




**Top Left:** the image edited further. If you're tempted to think that the images are fuzzy, please remember that it's a bit of a miracle that you are able to see them at all under the circumstances, and that this work represents a breakthrough of major proportions.

If you look on the far right of and behind the green light, you will be able to make out another face on the edge of the image, which although vague is recognizable.




**Lower Left:** you can see the woman's face as she watches the proceedings from an operations room somewhere.

This group are tremendously interested in gifted psychics, and therefore my photography, but there's nothing psychic about the editing techniques I use to extract hidden visual data from photographs, especially the vintage records of time travel experiments, which of course I didn't take myself.



**Left:** the bright green light when cropped out and edited shows all the signs of being some kind of screen itself, and if you magnify the image, you'll see that the details are coherent rather than random, so its either a screen or part of the inner mechanism of the lamp that we are seeing in the form of tiny shapes.






**Above:** edited again in a different manner I've managed to isolate a separate layer of the image with other details in it. I've enclosed this area in the black oval.

**Left:** cropped, you can clearly see the shape of the rectangular blue screen facing us, It has a scene on it.


In the foreground of the image are a lot of shapes that are very obviously made with machined parts, plus another screen, seen as white.





**Left:** the blue screen cropped out. It's an outdoor scene with sky and apparently cloaked craft, as I will show you below. I can't get it very clear, but it's taken from a screen found on a screen found on a little piece of interdimensional technology that was monitoring my actions in my home.

Why? Because I'm a gifted and curious psychic and experimenter who stumbled upon secrets about photographs that can reveal quite a lot of what they are doing in pictures.

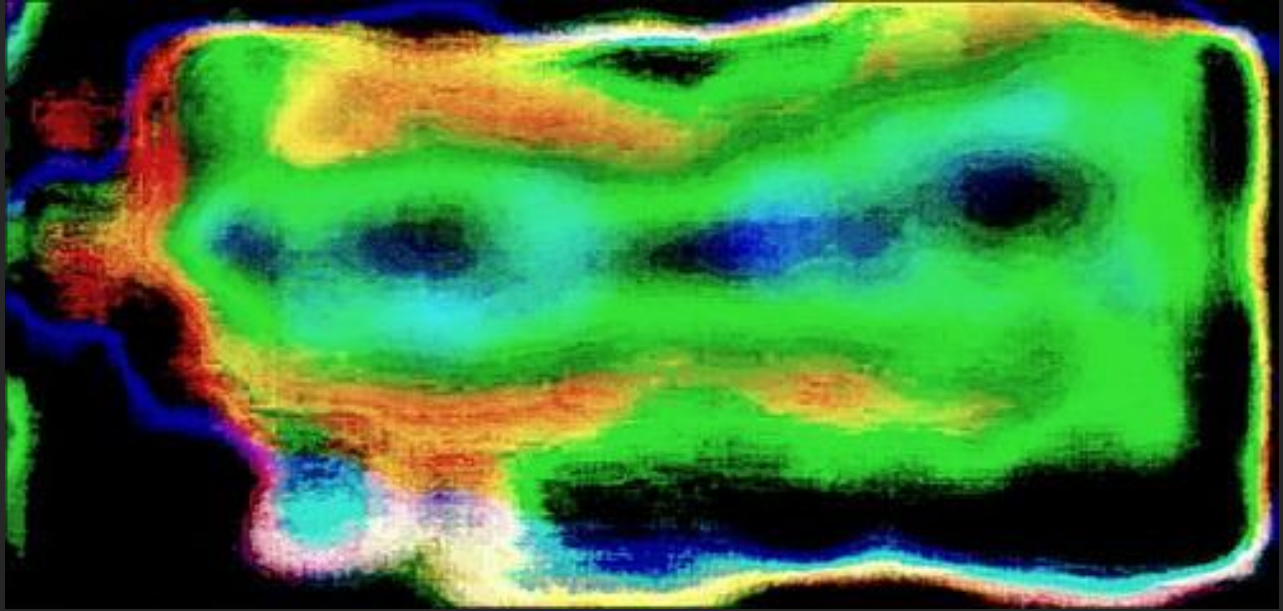


**Above:** the scene edited further. I can't use too many images here, but in the rectangle is a little house with hills behind it. Unfortunately the picture seems to indicate a disaster, as a tidal wave is engulfing the little scene. In the sky are large craft. I know that the connection between some of the so-called natural disasters we experience, the shadowy time travel group and my discoveries about images seem tenuous at best, but they are all interconnected at one level.

The covert groups running these rogue black-ops programs have had the ability to control and steer weather patterns and impulse earthquakes, tidal waves and volcanic activity for years now. It's not science fiction, it's science fact, and it isn't that difficult to do. *They do it all the time*, and more and more people are beginning to realize this. Even when certain disasters are impulsed from underground they still need to use equipment in the sky, and photographs and footage taken at the time of a disaster reveals their complicity, *if you know how to retrieve the visual data*.


There have been far too many synchronicities and strangeness's in my life to not think that I am at some level involved in all of this, but I don't quite know how. I do know that I'm supposed to share this information with you, the reader, and whoever else I manage to pass it on to, so please send the free documents to everyone you know.

**Below:** the edited sky reveals the cloaked craft. To find out how natural disasters, time travel and many other dark events are connected, purchase *'The Pirates of Time 1 & 2'*.



**Above:** the section of sky, cropped and edited. There are two helicopter-like craft

**Below:** cropped, the craft from the right of the image next to a dark oval shape. This could be a portal they've opened behind the helicopter or something the craft is towing.





Next I'm going to show you another alien operative in my home, which is unfortunately a frequent occurrence, as it is for many people.

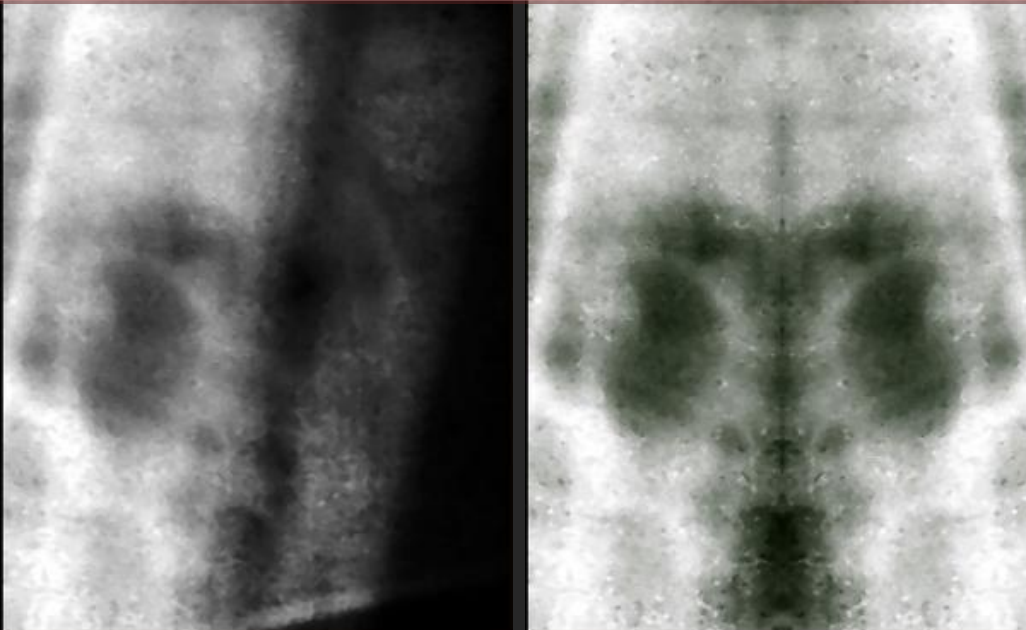


**Left:** this image is cropped from a photograph I took in my bedroom. This shadowy face was watching me from a corner of the room.

The image is a little bit distorted and has some lines running through it, but I think this is a Gray, a member of an alien species of humanoid often reported as being present as part of the team in numerous black ops projects, including time travel operations.

**Below Left:** this is the image in black & white, which may be a little bit clearer for some people to see.

**Below Right:** because the face is only clear on the left side I used the ACDSee 'Mirror' function. It's not lined up completely, but it gives a bit of an idea of what the entity might look like seen face-on.



The large, dark almond-shaped eyes and rudimentary nose and mouth are typical of the race known as Grays, who can operate interdimensionally, as seen here.

## Gallery of Contemporary Photos Covering Covert Ops in the Sky



**Left:** I found this image in a photo I took of the sky.

A man stands working on a platform out in the open that seems to be part of a work-station in the sky.

Maybe they are open-air areas on unknown types of craft.

Technology is in reality so far ahead of anything we have been told about that it all seems like a dream. In a sense it is, but while we're here we can't just walk away from it.

This man, seen standing on the right, facing left, is looking down, busy doing something.

The white shape on the left seems to be a computer monitor or something similar, seen from the side. It's only white because of the editing process I used with this image, and it's probably in reality black or grey.

There may be other people standing in the background, facing the viewer. I think I can see three shadowy faces, but it's hard to tell.



**Above:** scalar transmissions fill the evening sky, looking just like waves in the sea lapping at the shore. In reality they are passing through you and everything else. Your body is mainly made up of water, and whatever is being broadcast out there is being broadcast *inside* you as well.





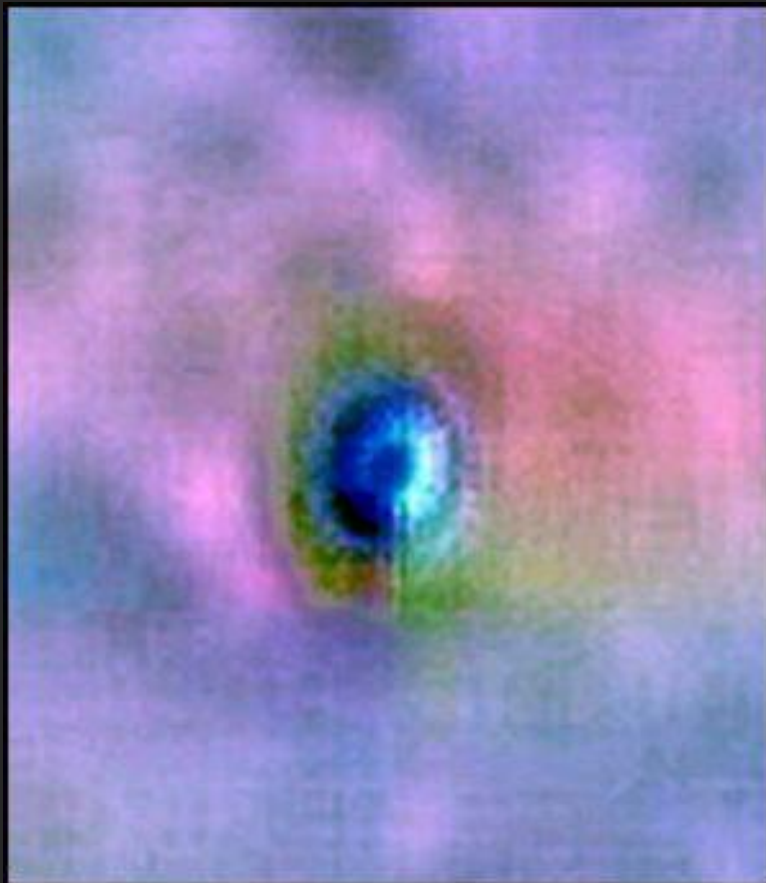
**Above:** this piece of equipment was edited out of the sky. The photograph I found it in is not mine, or NASA's, but was taken by a photographer in Rome the day a freak tornado hit the city in October 2009.

In *'The Pirates of Time - Part 1'* I demonstrate through editing that the tornado was man-made, and was deliberately steered through the city electro-magnetically. See the photo-article *'Rome's Home-Spun Tornado'*.




**Above:** this is a typical example of what I believe to be a portal being opened in the atmosphere in secret experiments that are manipulating the very fabric of time and space.

These experiments are prolific - they're happening all the time. What kind of damage are they doing, and how might it affect us all? What if something goes badly wrong?



**Left:** these experiments are practically invisible if you're looking up at the sky, but they're easy to edit out *if you know where to look*. Is this a wormhole being opened up in the sky over my town?

**Tip:** *You must look for dark spots in your sky photographs, tiny areas that you might mistake for birds or even not see at all. Magnify your images and examine the sky bit by bit. If you see something that looks like a small black pellet as seen below, crop it out, magnify it and edit it.*




**Left:** an experiment in the sky is suddenly revealed, showing up in a colourful display once the exposure is adjusted slightly.

If you look on the right side of the image about halfway down, you'll see a group of small craft or drones, one larger and several smaller ones.

Are we looking at electromagnetic or plasma effects in the sky?

Whatever it is they are doing, they don't want us to see it, so it won't be in our best interests.






**Left:** another 'hot spot' in the sky. Whatever is happening up there, it radiates a lot of energy.

There is usually a black area such as you see here visible after editing through the cloaking.

These black areas are very interesting, because it seems you can not only look *into* them, but you can find craft, strange light effects and other phenomena in them.

I'll show you an example. I think we're seeing small, engineered wormholes.



**Left:** are we looking into a portal or star gate?

Note the colour changes around this and other experiments, as though there were an extremely powerful energy source present.

The red lights are coming from equipment and craft around the edges of the hole or portal.





**Above:** looking into the 'hole' they've created in the atmosphere a most remarkable sight greets us. This and the next few images are best viewed close-up so the details can be seen. The strange shapes inside the portal look disturbingly familiar. Perhaps they might seem that way to some of you also.

I think that these are plasma shapes that are created as a side-effect of covert experiments involving time travel and teleportation, perhaps the very ones that open portals between our time period and the past, enabling the operatives to access people a hundred years ago and experiment on them.

They are particularly interesting because of the shapes of the plasma effects, and in *'The Pirates of Time - Part 2'* I deal with this issue in relation to certain prehistoric art forms that can be found around the world and which display similar patterns to these effects.

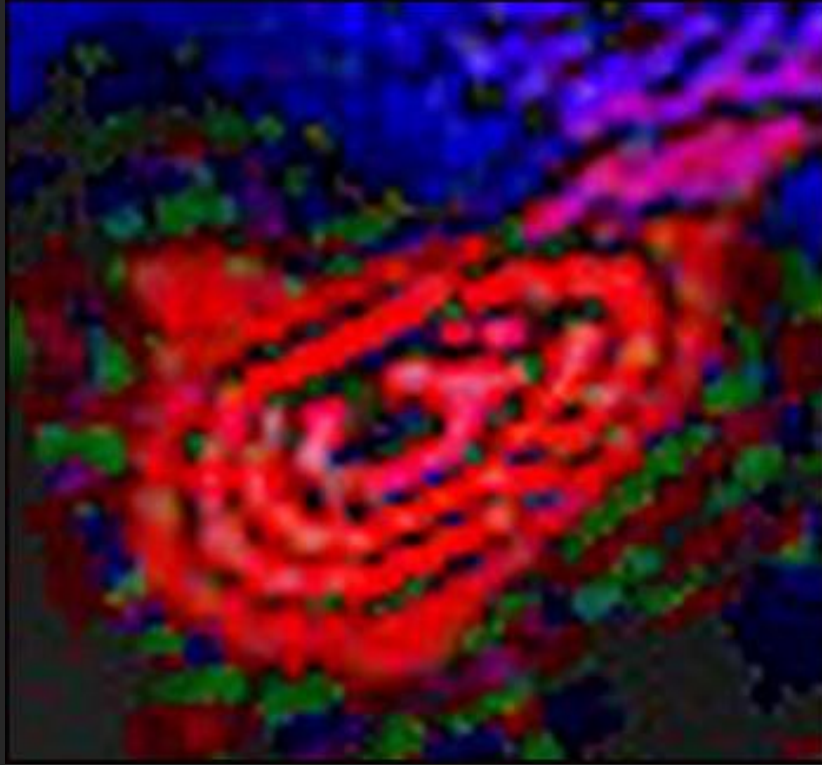
I believe there are links to the witnessing of time travel and teleportation events and the creation of certain pieces of art that were made from pre-history through to modern times.

I think this is an important 'missing link' in our history - the fact that a shadowy and evil group from the modern day have traveled back in time a lot further than a century in order to render changes that affect our present timeline in a way that is favourable for them. This will also have affected other timelines and created loops. They don't care, as long as they get their way.

People from the past who witnessed or were involved with these experiments sometimes created art depicting what they witnessed and told stories that have since passed into the realm of folklore, but now offer important clues in the light of discovering that time travel is definitely taking place.

Understood from this new perspective, a lot of mysteries now begin to make sense as the pieces of ancient puzzles start to fall into place.





**Left:** the pattern is remarkably similar to the cup and ring petroglyphs found pecked into rocks dating as far back as Neolithic times. It also resembles a maze.

The example below is taken from a Google Earth image and gives you an idea of what I'm trying to convey.





**Left:** this amazing image is also reminiscent of prehistoric art, looking like a 'god' figure with an arm raised. Painted on a cave wall, nobody would ever guess or work it out.

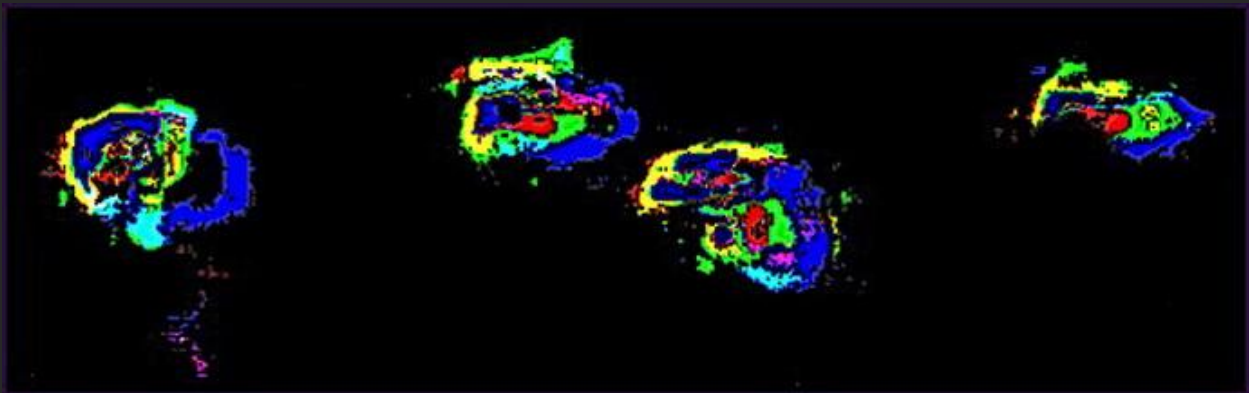
Or so they thought.

Spirals, also so common in prehistoric rock art, are also seen when such experiments are taking place, as demonstrated by the 'Norway Spiral' seen in the sky in 2010

**Below:** cropped from the sky in daylight, this is not a flock of birds. Even before editing heavily, small anomalous man-made shapes can be seen in the grey patches, including square and spherical objects, so they are possibly a group of craft.



**Above:** edited further, all kinds of shapes are appearing in different colours, indicating a complex and inorganic construction. Now I know I have a group of craft. I have to determine if they are manned or just drones used for broadcasting or other purposes..



**Above:** edited a different way, I can see that these little craft are not all the same, unless we are viewing them all from different angles.

Note the craft on the left has something attached to it that's trailing from it. It's almost like a ladder hanging down. Because I could also see that the craft have extensive interiors I knew that they were probably manned.

I edited the one on the far left and found somebody.





**Left:** inside the craft a spherical object is between us and the rest of the scene, but I recognize a familiar sight.

A man is sitting behind and to the left of the spherical equipment. He's wearing a head-set.

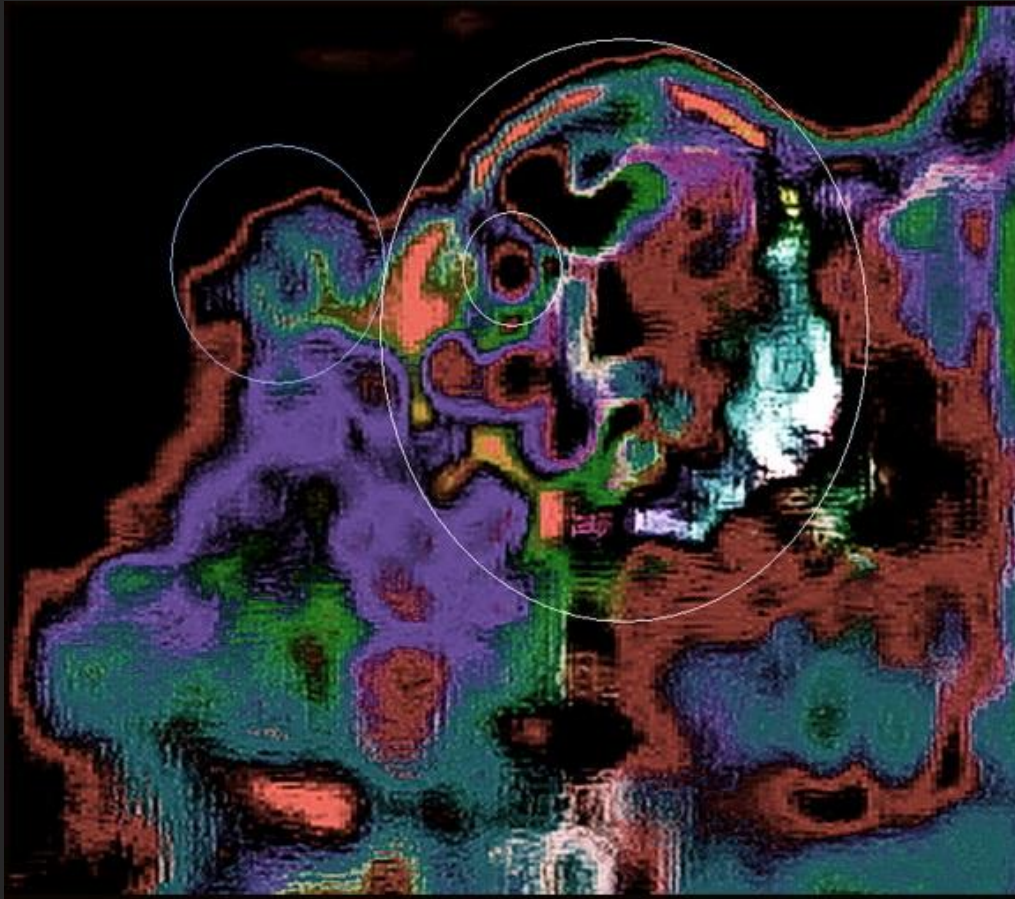
There is more in this little scene and I could edit all the little craft, including this one, in detail but there just isn't time.

My objective is to show you that the cloaked craft is manned by several people.

**Below Left:** cropped and edited, I've put a circle around the man's head.

**Below Right:** cropped and edited further so that you can see the eyes and face, you can also see part of the head-set he's wearing on the left side of the image. There's a light on the right that's reflecting on the scene.





**Left:** using the ACDSee 'Curves' program I managed to extract more detail, but to understand it you have to learn to see in a different way.

The white oval on the left is around the head of the man we just saw, and you can see the outline of his head-set more clearly on the left.

The large oval surrounds an area with another face visible in it, and the small oval is around the right eye.

This person has a lot of equipment and head-gear on, including an oxygen mask, seen as white.

You can see equipment outlined all over the image.




**Left:** here I used the crayon drawing feature to outline the same scene. I've also circled the same areas so that you can see where everything is.

The person's right eye, circled in white, is more visible in this edit.

Once again, the outlines of equipment have been accentuated, but at a different level.



**Below Left:** a transmission at source, coming from equipment above us. On the right a white rectangle highlights a man who is standing to one side of the operation.



**Left:** cropped out you can see the man who is working in the sky. I've put a white circle around his head. He's wearing dark glasses to protect his eyes.

It looks as if there may be somebody standing on the other side as well. There is not enough time to edit every detail.

I've shown you a few of the things going on in the sky. It's by no means the only place things are happening. The hills and remoter parts of the area where I live have strange operations going on in them all the time. Most areas do.

I'm going to show you one of the many examples I have. I've selected one that will also show you how easy it is to make a mistake when trying to identify strange images.

I'm hoping to illustrate to you that editing is the key to discovering what is really in an image. It's very easy to make a mistake when you are trying to figure out what's going on, but there are many ways to get better clarification.

The photograph is examined in greater detail in the photo-article '**Working Secretly in the Hills**' in '**The Pirates of Time - Part 1**'. It's well worth purchasing and will prove to you the reality of time travel, but if you can't afford to buy it, pick up your free copy of the amazing 230 page eBook '**Proof of Time Travel**' which is packed with fascinating photographic evidence.

To put things in perspective I will tell you more about the photo so that you can see how much detail can actually be extracted from a blurry image. The picture was taken from the window of a slowly moving car. The image you see is in fact a tiny portion of that photo. It's a small section cropped from a hill that was at least a mile away, and the image is greatly enlarged. Despite the fact that it was taken with my first camera, a Sony Cyber-shot which was only a 4.1 mega pixel, and despite the blurred appearance of the image, the camera was able to record a large amount of hidden details. That is basically what you're not supposed to know about images - the absolutely astonishing amount of detail recorded, often at a sub-pixel level, due to the true **holographic** nature of the photograph - or at least, *some* photos.



**Left:** cropped from a much larger photo. I want to point out here that this location would be inaccessible without quite a climb, and that there are no hiking trails near to where this image is located, only possibly logging roads.

A bulky-looking figure is standing up against some rock-face.

If I had snapped this shot from a cell phone and had no previous connection to the paranormal, it might possibly have gained some internet or light news coverage as people asked "Could this be a sasquatch?"



**Left:** this image is edited a different way, having been lightly edged with white to clarify the basic shape of the entity.

Although it doesn't have a lot of details, it shows the shape clearly enough that we can see that this probably isn't a sasquatch, because it has outlines that suggest clothing and possibly a rucksack.

At this point most people would be satisfied that they had photographed a hiker, despite the strange location, and would have left it at that.

If you reach this stage in your editing this is not the place to stop. There isn't enough clarity to be sure about anything.





**Left:** seen like this, anyone could be excused for thinking that the problem of identifying this image has been solved, and that we *are* looking at a back-packer who is also wearing a helmet and so may be going to do some climbing.

After all, this person, whose head is turned towards us, is quite high up a steep hill, more of a small mountain, really.

No longer looking like a sasquatch, editing has uncovered a thoroughly modern and human looking subject, out for an innocent hike in beautiful surroundings - *hasn't it?*


**Above:** what else could someone be doing up here? What strange things are going on all around us, unseen and unheard and very much beyond top secret?

I've asked myself the same question dozens of times. Not only are people going back in time and using people in the 'past' as guinea pigs, but this very same group is quite possibly also the one that is carrying out the most extraordinary experiments in the present day as well.

At what level my own involvement is and what form precisely it takes I can't be sure, but there is obviously some connection.

To my knowledge I am the first person who has found out about the prolific images of time travel experiments recorded in vintage photography, but even more incredible, my own contemporary photography has uncovered experimentation going on right now that seems to be connected with the time experiments on many levels.

The next image will show you what I mean.



**Left:** this is where the image becomes really strange. It looked before so much like a hiker with a back-pack and helmet, but further editing of the image in a different way has uncovered something too unusual for a hiker to be wearing.

This may seem like a little thing, but when you're trying to uncover the truth you have to push things past their limit.

You have to break through a barrier of some kind in your image. ***This point is very important:*** once you've done so, the image opens up once more, and incredible details begin to emerge, even at unbelievably tiny sizes.

In the words of ***The Doors*** you have to '*break on through to the other side*'.

Breaking through in this instance has revealed not a hiker, but someone wearing camouflage, a space-helmet, breathing and oxygen equipment and kitted out all over with other types of equipment as well.

I will show you this person's head, circled in this image. as it's turned straight towards us.



**Left:** The head, cropped.

I can see that it's a woman from her eyes. Seen through the visor of her helmet, it's really the only part of her that's visible.

You can see all the breathing equipment and monitors attached to the space-helmet.

This may seem an unlikely image to capture from a distance while on a car ride, but much, much stranger is the fact that I have dozens of images of military-type operatives working cloaked in the hills all around the area I live in.

To find so many when I am photographing randomly (attempting to record paranormal, not military, activity) while out on drives or walks is in itself a bit mind-bending, ***but what on earth are they doing up in the hills, suited-up and cloaked?***





**Above:** lightly edged, we are looking at a woman in a space-helmet with breathing apparatus covered in appliances, which show up as the white sections with little darker details on them. She just happens to be looking towards the camera and her eyes are visible through her visor. Perhaps she noted the car beneath her on the secluded little back-road.

You can find out more in the photo-article '*Working Secretly in the Hills*' in '*The Pirates of Time - Part 1*'.



**Above:** I managed to isolate aspects of the operative's equipment using a curves program and then adjusting the colour scale for maximum clarity and sharpening it. If you use the magnifying feature found at the top of the page you can see the details of the machined parts here and there - taken from a moving car and over a mile away.



In '*The Pirates of Time - Part 2*', I explore the impact time travel has had on the more distant past, as well as the role it has played in folklore and religion through the ages as well as the possible ties this experimentation has to the Church of Rome.

Could this be the *real* secret the Knights Templar were protecting, and why they were slaughtered?

Ancient Stargate technology and time travel most certainly *have* impacted the past, the present and very possibly the future as well, and the sooner we realise this, the sooner we can hold the people responsible accountable for all the horrific, treasonous and irresponsible actions which they have carried out in high secrecy - *right in front of us!*

### **How to Gather Evidence if You Think You are Being Targeted**

It's a good idea to try and get a photographic record of what is invisibly happening to you or the person you are gathering evidence for.

These are the things you must have access to in order to do this:

- A digital camera
- A computer
- An editing program, preferably *ACDSee*

You will need a reasonable digital camera, but you don't have to spend a lot of money if you don't already have one. You can get one for a good price nowadays.

If you can't afford one, you might consider buying a second-hand one or borrowing one. It's absolutely necessary for gathering evidence.

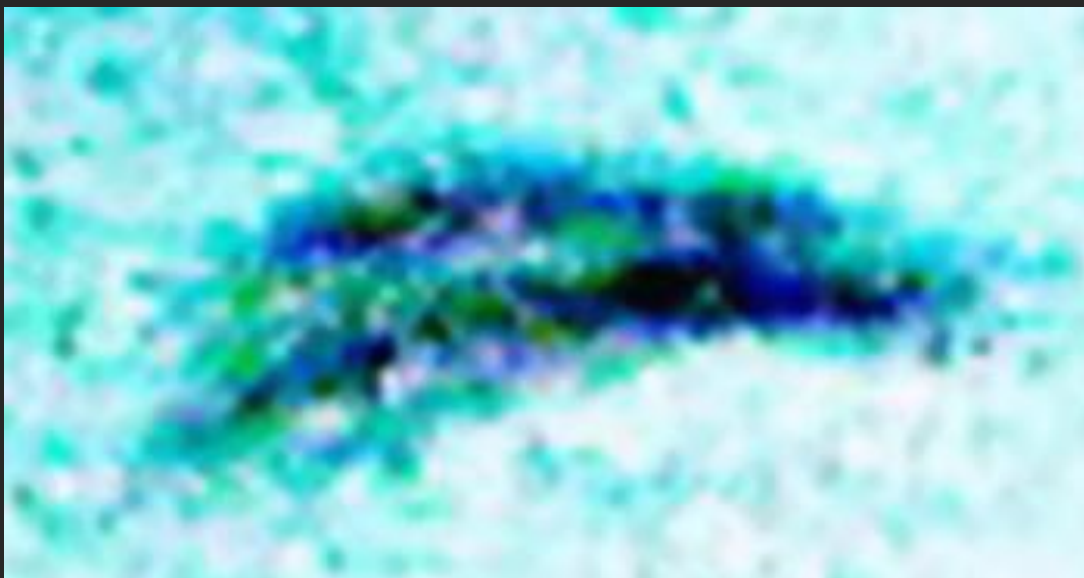
The next step will be to take digital photographs, which you should upload to your computer ready to edit. Don't dismiss a photo with any unusual mark without looking at it very well. I'll give you an example so you can see what I mean.



**Left:** an early evening sky reveals nothing remarkable except for HAARP activity. The only thing I noticed was a grey mark that I thought was probably a bird.

I checked it anyway, and that's the point - *I checked it anyway* - and found that it wasn't a bird at all.

A lot of the interesting things in photos go completely unnoticed and end up being thrown away or ignored.

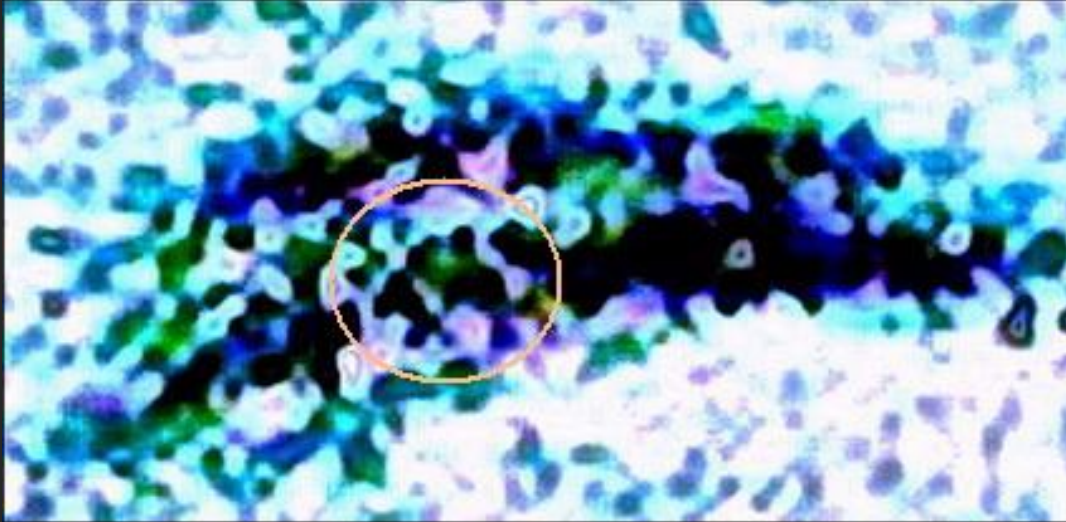


**Above:** this is the little grey mark cropped out and enlarged.

I could tell it wasn't a bird but had no idea what it might be instead, so I decided to look at it a little more closely and noticed it was roughly disc-shaped.

There are a few tiny little details in the image that don't look natural. Because of this I decided to edit it further.





**Left:** after looking more closely I saw an area where there were some familiar shapes. I've circled it, and I wonder if you can identify anything or if instead you just see a mass of amorphous blobs.

This is a craft that is using cloaking, and although I can't show the craft itself very clearly, it's relatively easy to pass through the exterior walls and see inside it. This might sound improbable, but it is in fact due to the true nature of the photograph, which has the property under certain circumstances of being similar to a hologram.

I have managed numerous times to edit through the exterior walls of craft, including UFOs, to reveal parts of the interior and crew-members quite clearly.

Some of these images will be presented in their own photo-articles on '*The Pirates of Time - Part 2*'.

I don't know what kind of craft it is, but the fact it's cloaked and possibly disc-shaped tells its own story.

I want to demonstrate how you can pass through the walls of a craft as you edit and show parts of the interior, including the crew.

I've frequently done this with craft taken from NASA space images and have a collection of photos of both humans and extraterrestrials working aboard their ships.

Anyone can learn how to gain for themselves proof that we are not alone in the universe. We never have been, and it's ludicrous to believe otherwise.

I have managed numerous times to edit through the exterior walls of craft, including UFOs, to reveal parts of the interior and crew-members quite clearly. Some of these images will be presented in their own photo-articles on *'The Pirates of Time - Part 2'*. You can learn to do this as well.



**Left:** in the oval is a little scene, complete with people, equipment and a screen, and this is the area I'll be concentrating on.

Before I crop the area, note the outlines of pieces of equipment silhouetted in white in the foreground of the image



**Left:** the area, cropped and enlarged reveals some interesting details. We are inside the cabin of the craft and looking at a scene from behind. To orient you, I've circled areas of interest.

**Above:** both the large white circles enclose heads, seen from the back. I'll describe the scene: the circled head on the left belongs to a man who is sitting in a chair. The chair is the large black shape you can see below and to the left of the dark head. The man is leaning back against his chair and looking at the green screen in front of him. He is wearing a white shirt. I put the small oval around the man's epaulette, which can be clearly seen on his right shoulder. There's a second man whose head you can see in the second big circle on the right, sitting behind and to the right of the first man. His epaulette can also clearly be seen on the left shoulder of his white shirt. The black shape to the right of and above the screen is not a head but a lamp on a goose-neck stand.



**Below:** the screen has been cropped out, and in the image on the left you can see the right side of the man's head and his epaulette once again in the white rectangles. The black silhouette of part of the lamp can be seen at top right. The image on the right has been sharpened a bit.



**Above:** the entire scene of the inside of the craft once more, edited in a completely different way. The people and large pieces of equipment in the scene are seen as white silhouettes in this version, which has rendered the edges of the scene very clearly.

The blue-green areas have a lot of interesting details that are best seen magnified, and they have also shown up outlines of little details quite clearly, including a dial on the left side and wiring as well.

It shows you the potential of such scenes for further editing and gives you an idea of how far you can take the editing process if you find things like this in your own photos. There's a lot more that could be extracted from the original photograph.





**Above:** you are looking at an image cropped from a sky photo. I found some amazing things in it. The dark shape at the top is the bottom of a helicopter. There are many solid shapes in the sky, and one of them is a man who is working with equipment on some kind of externalized platform in the sky, seen in the rectangle.



**Above:** in the negative image the base of the helicopter and the man appear white while other images which were previously not clear can now be seen as anomalous solid shapes in other areas. I'm going to give you a closer look at the man who is standing working in the sky.



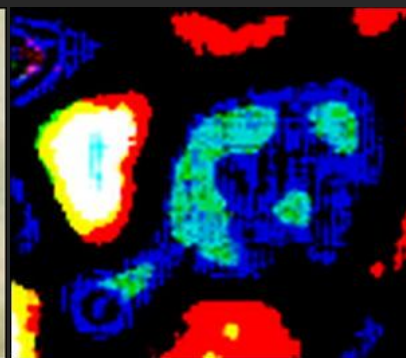

**Far Left:** The outline of the man can be seen and he's working on something.

**Left:** You can see his outline more clearly now. I've put a circle around an area near the top where there is a face looking towards the viewer. It belongs to someone standing just the other side of the man standing sideways. There is also a third face behind the second one, so these little work-stations in the sky must accommodate several people at once.



**Left:** Perhaps you can see the face now. The man standing sideways is much closer, but in this edit his head is cut off at the top of the image so his face is invisible.

**Below Center and Right:** two versions of the man's face.



**Above:** the sepia-coloured face in the center picks out both eyes and the mouth area with dark brown shadows as well as part of the head-gear, seen on the left side.

The version on the far right shows a black background with these same features in light green-blue against a bright blue facial area. The head-gear on the left shows a machined blue attachment protruding out very clearly.





**Left:** this edit of the man standing sideways illustrates his basic form fairly well.

His face, seen in profile facing left, is visible inside the white circle.

He's looking down concentrating on whatever he's working on.

Vague mechanical shapes can be seen in the foreground at mid-chest to waist height to the man's left.



## How To Tell Different Types of Energy Patterns Apart in Your Image

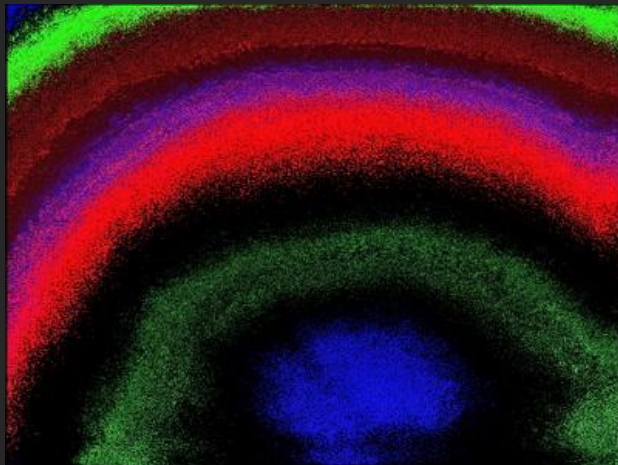
There are several different energy patterns to look out for and they all look different from each other. I've identified three basic types of pattern so far, although there are variations of pattern within these types. Of course there are many more that will probably be discovered with time.

There are patterns related to:

1. Light
2. Scalar waves
3. Electrical and electromagnetic activity

Below are some photographic examples for you to see. These transmission patterns can't usually be seen without editing the photograph they are embedded in. Once you know what to look for and how to edit then you can extract this important visual data for yourself.

### Light Density



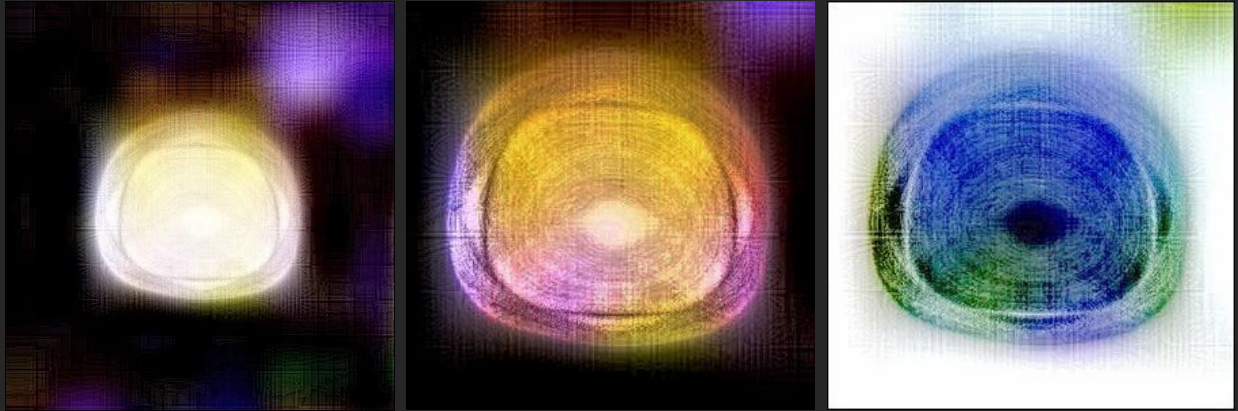
**Above & Left:** You are looking at photographic gradations of light in both instances.

The top example shows a simple gradient change of colour values. It's worth bearing in mind that various painters use similar techniques.

The lower image is also showing color changes, but in a sky very compromised by a recent heavy chemical aerosol spraying.

The fallout from these sprays causes banded colors due to the separation of chemical elements dependent on their weight. It causes the grainy texture and unrelated colours rather than the smoother gradation you see in the top image.

## Scalar Wave Transmissions



**Above:** you are looking at the direct transmission source of scalar waves which are being emitted from the instrument in the sky that this light source belongs to. The center image has been edited so that the pattern it's emitting is visible. The image on the right is a negative version.



**Left:** another transmission pattern coming from its own source in the sky looking rather like moiré silk.


The little drones that transmit these scalar HAARP-related patterns are everywhere, stationed in the skies. They are gridded over town, city and rural areas. They don't want to miss anybody out.



**Above:** Although in this photo you can't see the drone responsible, you can see exactly where it's hiding from looking at the transmission pattern, which is being broadcast evenly on both sides from a spherical position in a way which is clearly visible.



**Below:** the evening sky is split apart by covert scalar transmissions. Look at the chequered pattern - the image looks like a piece of paper that's been kept folded up somewhere. It's overlaid on top of the wave-form transmissions. They are sectioning up the sky using frequencies. Note the chemtrails at the bottom.




**Above:** the pattern in this image is another form of transmission, but a little more difficult to see. It consists of diagonal lines of darker and lighter sky. It's clearer at the top of the image.

The strange green, red and black speckles on the right are chemical precipitation, which can also be made visible. The colours, although greatly exaggerated during editing, are real. On days of heavy chemtrails this is what the sky really looks like underneath the smog and cloaking. We don't ever have real sky anymore, even if we can't see what is happening with our eyes alone.

If you look on the left-hand side of the image, you'll see a dark circle, partially cut off by the edge of the image. I don't know what these dark circles are, but I find them all over the sky in photos like these. *They are at this all day long.*





**Above:** the sky is filled with scalar waves, chemtrails and chem-haze. As well, in the larger oval is another one of the dark circles. In the smaller oval is a small black pellet-shaped mark. When edited (check these marks are not birds or planes, etc.) these marks are usually drones emitting frequencies or one of the small engineered wormholes they are experimenting with in the area where I live.



**Above:** The fantastical and sky-bending patterns created by the emissions are emanating from the area of the fake white 'cloud'. It looks like a scene from a sci-fi movie. Usually invisible to the naked eye, there are a few people who have reported that they can see them.





**Left:** a double rainbow arcs over a sky full of strange and shadowy anomalous shapes.

There is a straight diagonal line on the right near the top, sloping from left to right. To the right of this dividing line are horizontal stripes running to the edge of the picture, superimposed over the upper part of the rainbow.

I've put a white oval around a small spherical drone at the bottom right that is busy visibly transmitting scalar wave frequencies.




**Left:** edited further, this is a negative image.

The scene is truly strange. The rainbow's edge demarcates a colour change that's clearer to see in negative.

The white arrow is pointing to a shape which is supposed to be a cloud but is clearly unnatural, being corkscrew-shaped.

The stripes are still visible down the right side and the drone is clearer.





**Above Left & Right:** this is the little drone that's the source of the frequency broadcast. In both edited versions you can see both the spherical nature of the object as well as the tether-like object that is attached to it near the bottom. It seems to be depending from a small area seen as black in both images and which is probably an access point to the drone.

## Electrical and Electro-Magnetic Emissions




**Left:** this is what electrical and radio signals look like. You'll find them emanating from equipment of all types and also in areas where certain experiments that require mega-amounts of electrical and magnetic energy are taking place.

This kind of visual electrical phenomena is also seen, recorded and reported by people in trance states and shamanic visionary states.

It appears in various painted art works that are produced both by indigenous artists and people who create in a psychedelic style.

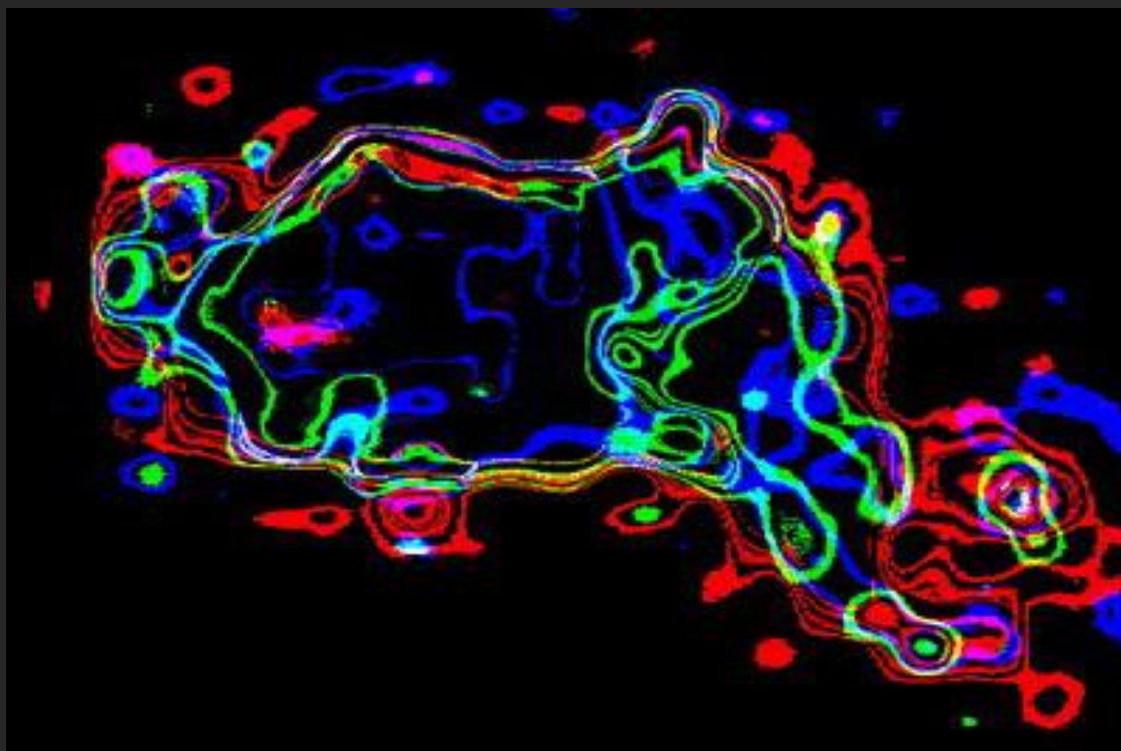
This is because there *is* a connection which I explore in detail in '[The Pirates of Time - Part 2](#)'.





**Left:** intense electrical activity marks this little scene.

At this level in an image that records electrical patterns, that is all you can see and it obscures the rest of the picture.



**Left:** a screen on some equipment emits circular and meandering signals that radiate outwards.

If you discover this kind of a pattern you will know there is electro-magnetic energy being emitted from a source of some description.



## Unknown Energy Patterns Due to Covert Operations



**Left:** this image reveals nothing unusual at first glance. It's just a picture taken at the side of the road.

**Below:** edited, the scene is decidedly more sinister. Little clouds take on new shapes.

Although electric wiring is visible the vertical parallel lines in the sky have nothing to do with it. They are behind it and are man-made.



**Left:** what sort of energies might they be bombarding everybody with?

I'll show you what's really going on behind the 'clouds'.





**Left:** the rectangles enclose four separate craft, and there will be more that are not visible in this layer of the image.

The intense light on the horizon, partially hidden by the pole, is coming from a craft too high to see.

The energy beam is focused on a local town. They can usually be made visible with editing.

Other lower craft hover everywhere.



**Left:** now you can see the scene lightly edged and more like a diagram, delineating craft and energy beams.

Many people are living well below the poverty level everywhere. They are told the money is all gone, and now you can see where.

It's being used against you.







**Left:** the two unknown craft on the right, cropped. The one on the left is designed to look like a bird of prey. you can see the energy radiating from the bottom

**Below Left:** this craft is producing the wide beam of energy that is visible coming from beneath it.

The wider beam on the right is most likely emanating from similar craft hovering at a slightly higher altitude.



**Above Right:** the image has been edged and sharpened so that you can see the craft's basic structure more clearly. The energy beam can be seen as the lighter blue strip. This craft is cloaked in artificial cloud, which it can create for itself, and *through which anyone can easily edit to reach the truth of the matter*. All you have to do is learn which clouds to select, and it's not difficult to spot them.



**Left:** all the craft going about covert business are always cloaked, as are ET and alien craft.

I have learned from experience how to spot a lot of these artificial clouds that are created as cloaking.


Often the cloud shape will be a little angular and unusual in shape, because it sometimes clings to the basic lines of the craft.

Edit clouds like that and you will find a variety of different helicopters, drones, unusual-looking planes and much, much more, as they say in advertisements.

Next I'm going to show you two more images that demonstrate individual scalar attacks on a home.

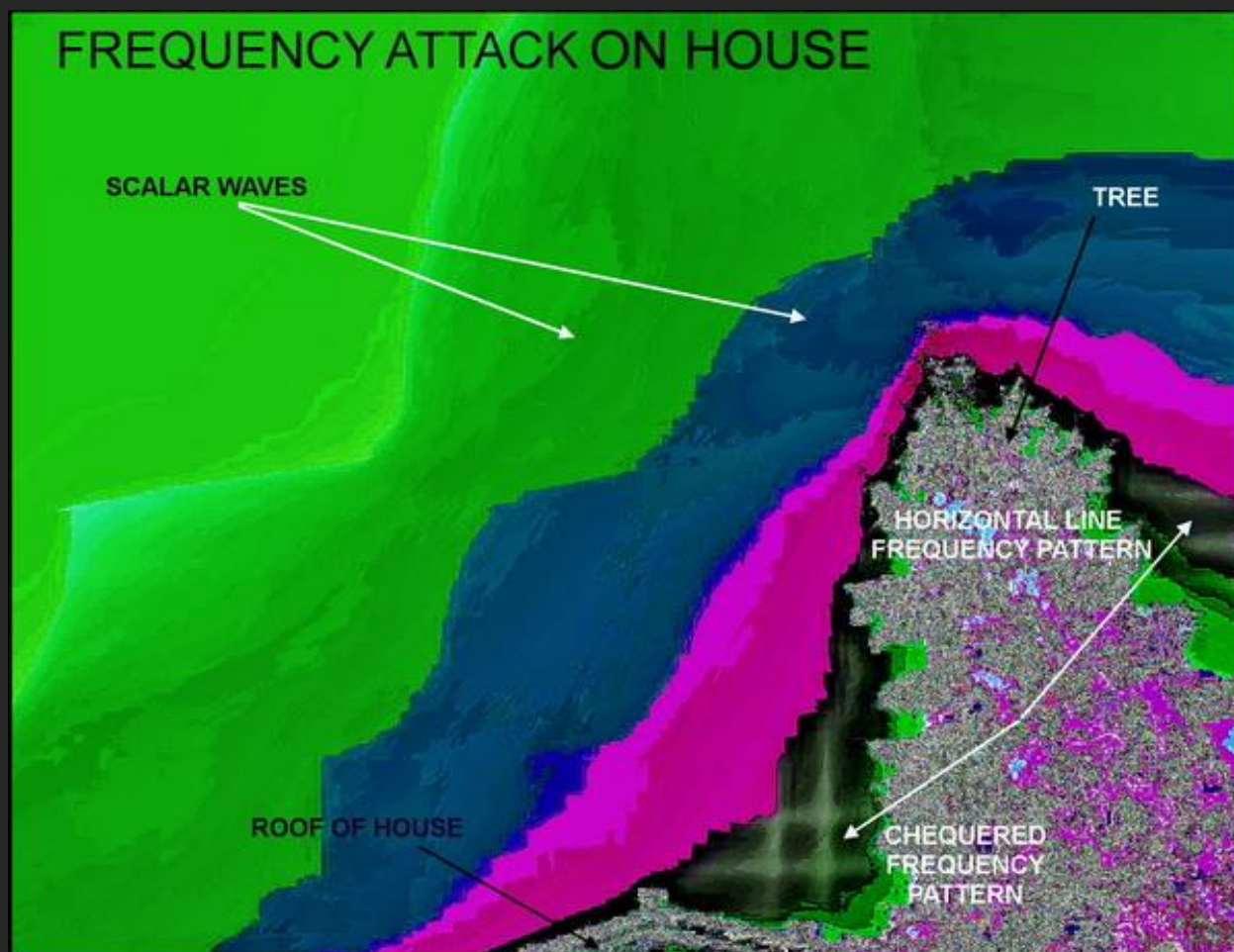
Different frequencies can make interesting patterns as they are broadcast, as you have seen, and I'm about to show you an image with different, chequered and linear patterns, but the end results of being bombarded by scalar or microwave attacks are always the same: fatigue, illness, a breaking down of the immune system and sometimes death from resultant disease. Add to this sleeplessness and a myriad of physical symptoms along with the ability to use the technology to mentally and physically torture victims at any time, and you have an extremely versatile weapon.





**Left:** The interesting black object in the white rectangle is the source of the frequency attack that you can see emanating from the base.

It's trained on the roof of a private home.



**Above:** the roofline of the house under attack is overshadowed by a large fir tree. Note the unusual geometric pattern that has been revealed. **Note:** trees are radiant energy collectors and they generate electricity. They are frequently used as antennae in covert military operations. This natural capacity that trees possess was first discovered by General George O. Squire in 1906.





**Left:** even unedited you can see the stripes of darker colour running vertically down the right side of the photograph, which was taken at a hydro-electric dam close to where I live.



**Left:** edited and lightly edged, you can see just how abnormal this is.

When I edited this photograph properly I discovered a large person stepping through one of these electro-magnetic 'doorways', and yet these are military-run covert experiments.



**Left:** this is the negative image of the photo.

You can see that the stripes reach from the top to the bottom of the image.

What you can't see is the image of a giant man coming through one of the bars.



**Left:** This image is difficult to interpret at first sight, so I'll describe the scene, which is the same one seen in the rectangle in the original.

If you look at the darker vertical strip at the top you can see that this is a cropped section of one of the strange dark stripes that appeared on the photo.

In the white box a figure can be seen. it's huge in size, many times larger than a man and there are a strange collection of purple colours at the bottom that are reflected in the water of the dam.

I'm going to show you the figure more clearly, but first I want to deal with the size issue. People aren't really that big, and the figure doesn't belong to some interdimensional giant, but rather to an operative, as you will see.

It's probable that we are looking at a frequency experiment of some sort between two dimensions, held over the water.

As in time experiments, it's likely that huge amounts of electromagnetic energy are being generated and that size distortions occur due to magnetic anomalies.

The dark stripes visible in the photograph are interdimensional doorways. They are rifts, or portals, that have been opened by a military group between dimensions. Practice makes perfect.






**Above Left & Right:** both images have been edged. The man is standing in a seemingly relaxed manner. You can see his head, both eyes, the outline of his jacket, upper body and right leg to the knee area.

He isn't a ghost or spirit, but a real person. There are some mysterious dark shapes reflected in the water near the bottom of the image.

In order to show you more clearly I have to re-edit the figure in a completely different way that will give me more details.

This photograph is shown fully edited in '*The Pirates of Time - Part 2*'.





**Left:** the man's head is in the white rectangle. On the left you can see the solid black shape of the head-set he's wearing on the right side of his head.

Equipment can be seen at the top of his head, sticking up past the rectangle.

The basic shape of his body is outlined in black.

The inset at the bottom inside the red rectangle is an enlarged crop of the man's head. To see it clearly use the magnifying feature.

There's a white circle around the man's right eye, seen on the left, so you can orient to the face. You can see the outline of the forehead, cheek and chin, as well as the eye, mouth and the end of the nose.

More importantly, you can also see the outlines of the equipment around the man's face and head showing that it is a black-ops military operation rather than a paranormal image.





## HAARP

HAARP stands for 'High Frequency Active Auroral Research Program' and is touted as an 'investigative project' to study the ionosphere. The agencies that claim to fund this program are DARPA (Defense Advanced Research Projects Agency), the US Air Force, the US Navy and the University of Alaska, Fairbanks.



Ostensibly designed for research, but also to investigate its potential for use in the areas of communications, warfare and surveillance, HAARP used as a ground-based 'Star Wars'-type weapon system is *the* ultimate weapon of mass destruction, and uses advanced Tesla technology.

For the project, which officially began in 1993, Advanced Power Technologies (a subsidiary of a huge oil company) was chosen to both design and build it (it was built in a remote location in Alaska's bush country). BAE Advanced Technologies took over the operation in 2003.

HAARP is essentially a radio-telescope being used in reverse. It is equipped with an array of antennae that transmit signals instead of receiving them.

Naturally the real capabilities of the HAARP array are continually downplayed while we are told the 'benefits' are improved communications, which are brought about by *actually changing our ionosphere*.

Both the military and the University of Alaska Fairbanks have a huge amount to gain financially by duping the public world-wide into accepting this project. Worse still, military documents reveal a different, darker agenda than the one given publicly.

HAARP has successfully replaced the over-the-horizon radar system with a far more useful and accurate system. There was an ELF submarine communications system in both Wisconsin and Michigan that needed replacing with more efficient technology that took up far less space.

The electromagnetic pulse effect caused by atmospheric thermonuclear devices can also now be replaced by a more efficient updated version.

HAARP has earth-penetration capabilities using tomography. This has a variety of applications and when combined with other technologies can even be used to verify the presence of such things as hidden nuclear weapons and underground facilities. It can of course be used to probe for oil, gas and large deposits of minerals and ores as well.

It is able to selectively disable communications over very large areas. This means that the military's own systems don't get knocked out, enabling continued communications between allied groups.

Add to this HAARP's ability to detect cruise missiles and planes and you have capabilities that render many older technologies obsolete.

### **Owning the Weather**

HAARP may be used for everything the military says it is, but it's also used, or capable of being used, for so very much more.

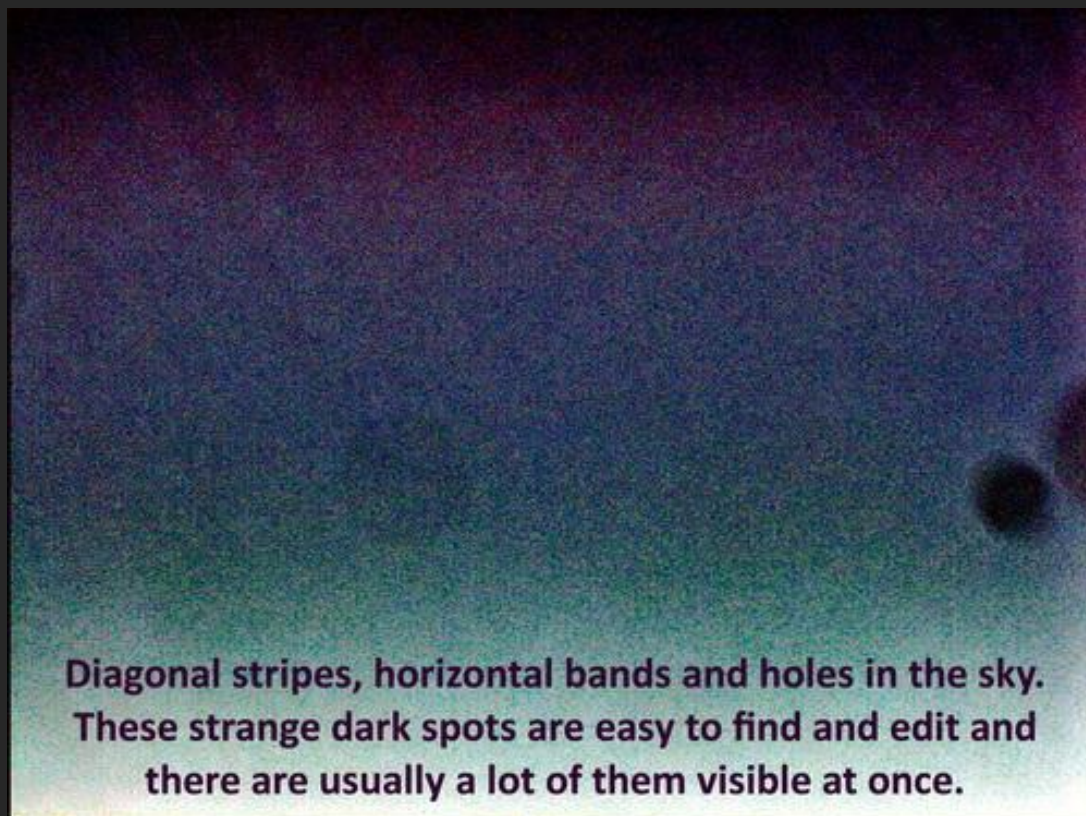


Startlingly clear are U.S. military documents that state that HAARP will be used to learn how to "exploit the ionosphere for Department of Defense purposes".

Their avowal that they will 'own the weather by 2025' has already largely come true even though they won't admit it, but they are continually learning more and there's always room for further extreme experimentation at our expense. Weather 'modification' *sounds* fairly tame but what they actually intend is rather weather warfare, used to control entire areas and populations. They have already tested it successfully many times in many ways, and at great cost to human life.

The ionosphere is a delicately-balanced sphere that encircles the planet at a height somewhere between 40 and 60 miles above the Earth. It is electrically charged, vibrantly alive with electric particles, and is absolutely vital for the Earth.

This much should be obvious to a schoolchild, and of course, it is quite obvious to those conducting the experiments too.



Superheating our ionosphere, literally boiling the upper atmosphere, is just one of the many projects they are working on. Ionospheric heaters have been in existence and use for a while, and so have gained a level of acceptance from the public, although I can't understand why.

The Russians began experimenting with them first in an attempt to discover whether modifying the ionosphere could lead to either enhancement of communications or the ability to disrupt them altogether if desired, and many countries followed suit.

An Ionospheric heater is basically an antenna array capable of heating the atmosphere and creating an artificial aurora.

The military claim that HAARP is no different than all the other ionospheric heaters that are in use already in various places around the world.

They are well known to frequently lie and also to cover up that which they don't want known, so it is no surprise that almost 20 years ago a government document indicated that the radio-frequency used to 'zap' the upper atmosphere will cause the ionosphere to undergo unnatural changes, stating: *"At the highest HF powers available in the West, the instabilities commonly studied are approaching their maximum RF energy dissipative capability, beyond which the plasma processes will 'runaway' until the next limiting factor is reached."*

The heater used is indeed very different.

It is named the Eastlund Ionospheric Heater, and it's constructed differently from the ones that were already widely in use.

The radiation (of the radio frequency) is concentrated into an immensely powerful beam and then focused (it's steerable) on a selected point in the ionosphere.

This makes a *huge* difference as super-massive amounts of energy are then unnaturally pumped into the ionosphere. This new device will deliver a consistent concentration of one watt per cubic centimeter.

*This is 1,000,000 times more than the original ionospheric heaters delivered!*



This unbelievable difference could already have changed the ionosphere in ways necessary to create the sinister effects that are clearly described in patents connected to this technology. Tesla technology (based on the incredible work of Nikola Tesla) was used in the research and development of all this futuristic technology.

Geophysicist J.F. MacDonald made the following chilling statement concerning environmental military control technologies: **"the key to geophysical warfare is the identification of environmental instabilities to which the addition of a small amount of energy would release vastly greater amounts of energy."**

What exactly is he saying here? It has to do with something called 'resonance'. I'll come back to it.

A super-sized ionospheric heater could easily control the weather, in fact often does, *and with what devastating long-term consequences?*

When the ionosphere is disturbed there is a corresponding effect in our delicate lower atmosphere. This definitely has a major effect on the weather, including changing the electrical balance in an unnatural way, because everything is interconnected. HAARP has already made all of this into a fully-operational



practicing reality, a waking nightmare which theoretically could cause world cataclysm.

They are using it against us all, right now, and so may I politely and lovingly suggest that it is time to wake up and begin understanding.

It's also time to realise that the shadowy figures controlling this nightmare think of us as their farm animals – less in fact, because they already consider that there are too many of us, *and they will and do squash us like insects where and when they want to.*

At the present time weather effects of all types can be created in order to bring about the desired results.



***Imagine*** – if weather could be manipulated to the point where hurricanes and tornadoes could be modified or even created, and so could earthquakes and their resultant tidal waves. What about droughts and floods and all the ensuing disasters? And if heat and cold could be triggered? And electrical storms?

This is precisely what they can already do ***and have done***. Tesla technology enabled much of this to become a reality.

Long ago, the totally powerful and totally corrupt Emperor Nero saw a part of Rome that he coveted for himself. It was actually a very *large* portion of Rome, with many people living in it. He imagined his palace and gardens expanded and updated and never had to consider his decision more than once. In a moment he had known *exactly* what to do.

He ordered his men to secretly enter the area that he desired to own and strategically set it on fire in several places at once. The 'accidental' fire soon had the entire area cleared of all the inconvenient buildings - and people.

People once living, if not happy then at least reasonably comfortable lives, were now forced to live with family and friends or rent small apartments in crowded, insanitary and crumbling multi-story tenement buildings.

There is nothing truly new under the sun in the long and difficult history of man's inhumanity to man, except perhaps for all the new technology and equipment they have hanging over our heads.

There are also a lot more forest fires nowadays than there used to be in key locations around the world.

Resonance is an interesting subject, and we understand as much as we do about it because of the genius of Nikola Tesla.

Resonance refers to the tendency of a system to vibrate or oscillate with a greater signal strength (amplitude) at certain frequencies than others.

These frequencies are identifiable as the system's resonant frequencies.

When these frequencies are used, even relatively small energetic inputs can bring about changes that produce proportionately large amplitude oscillations.

*Vibrations of all kinds are capable of producing resonant phenomena.*

In other words, a very small input can result in a tremendous output. A small trigger of radio waves can cause an avalanching effect that releases a cascade of

energy which is then dumped right into our atmosphere. There *are* no positive consequences to this activity.

The magnetosphere is a natural feature which consists of belts of charged particles that constantly flow towards the Earth's magnetic poles.

Stanford University scientists showed that the introduction of Very Low Frequency electromagnetic waves causes actual electronic precipitation to occur from within the unnaturally vibrated magnetosphere.

This may not sound too serious, but it leads to fallout as these high-energy particles cascade into our lower ionosphere and cause significant problems, including:

- X-ray emission
- Atmospheric disturbances
- Secondary ionization

We might well wonder what, or *who*, is *really* causing the extremely significant increase in skin cancers around the world, with this electronic rain literally falling on, in and around us.

### **Scalar Waves**

Scalar waves are supposed to be hypothetical, but don't be fooled, like most of the technology that exists but is considered to be nonsense or science fiction, they are very real.

In fact, your thoughts are in reality scalar sound waves which have their origin within the electrical activity of the brain, although they can't usually be perceived through the usual senses.

As brains are able to transmit, receive and *change* radio waves, they are complex personal computer interfaces with the holographic universe.

It is this basic understanding that gives insight into three very misunderstood areas:



- Our potential to become fully telepathic.
- The ability of a person to create their own reality with their thoughts, which are also holographic in nature.
- The ability of those with the necessary covert technology to adversely influence and manipulate a person's brain activities from a distance. If they are using technology to benefit people then there is no need for secrecy. Benefits, and the technology that creates them, should be shared with the world at this point.



Scalar-based radio sound waves are key technology to these activities which use a wireless transmission of energy as a silent, invisible and very versatile weapon against citizens.

There's a scalar field theory, which is claimed by some to be based on pseudoscience. It's very handy to have an array of technology to use that nobody 'believes in'.

The theory provides that the field have at least 4 dimensions and that within this field scalar energy is present at each separate point in space. Scalar waves are electro-magnetic in nature.

When data is transported through a magnetic field by a wave it becomes a radio transmission.

Radio waves travel outwards just like ripples in a pond, as most types of waves do. Scalar waves are different. They propagate longitudinally, like waves in the sea breaking along a beach, and that is *exactly* what they look like as you can see in some of my edited photographs.



They travel right through solid objects and all living bodies.

My photographic research provides a visual back-up to the research done by others. My discovery of the time-travel experiments that are presently taking place, along with the proof I reveal in *'The Pirates of Time'*, absolutely directly link to the covert HAARP agenda I'm writing about here.

*In fact, it's the missing link. Welcome to the New World Order and its crazed scientists – controlling the planet now – and back through time!*

Zbigniew Brzezinski is the former National Security Advisor to U.S. President Carter, and J.F. MacDonald was science advisor to U.S. President Johnson and also a professor of Geophysics at UCLA.

They both wrote extensively about environmental and geophysical warfare.

They dealt with the subject of power-beaming transmitters and their negative impact on people. Their work demonstrated clearly the ability of such technologies to cause ill health and mental disruption.

Their writings contain a great deal of information relating to the work of others, from scientists and professors to private researchers and military personnel, all of whom had a novel range of ideas for applications for electromagnetic technologies that are within HAARP's broad range of capabilities.

Human behavioural modification, in other words mind-control and manipulation, is a top priority.

An extremely heavily controlled techno-society that is made up of biddable and complacent mind-controlled slaves and policed by an all-prevalent secret service is the desired result that these control-freaks are hoping to obtain.

The list of known 'benefits' includes but is certainly not limited to the following:

- High-level surveillance
- Crowd control
- Control of Individuals
- Tracking of individuals
- Electronic torture



### Disrupting the Earth-Grid

What is critical mass when it comes to electrifying our ionosphere? They absolutely do not know! The damage may take a very long time to repair even after they stop (which they don't intend), or it may become irreparable.



Pumping huge amounts of electromagnetic energy into it is bad enough, but this is not the only place in which massive man-made disruptive events can occur.

Even tomography is not necessarily safe. It's been found that the frequencies needed for radiation to adequately penetrate the Earth are within the same range as those used to disrupt mental processes in human beings.

This doesn't just affect us, however. It also affects the migration and reproductive cycles of birds, animals and fish and causes damage to many of them in similar ways that it does to us.

The Earth and her atmosphere have now been changed – by man.

The delicate balance has altered, perhaps forever. No group, nobody, had the right to do that.

Many people still don't realize that the ionosphere is in place around the Earth to *protect* life, shielding us from the electronic plasma of space, trapping particles that would be severely damaging to us all if allowed to pass through

Throughout all the debates and cover-ups the military continued to build a bigger, better ionospheric heater with which to very deliberately create huge levels of instability and pour ever-more massive amounts of charged particles into the plasma layer that the ionosphere in reality is.

Where will all this explosively charged energy go when the ionosphere rips asunder because it no longer has the capacity to contain it? *They don't know the answer to that either.*

Earth is covered by a grid, which is known simply as the Earth Grid. This Earth Grid, which is a geomagnetic system, pulses a specific frequency in the ELF range in order to disseminate specialized information via vibrations (frequencies) which travel along the geomagnetic flux lines of the Earth's electro-magnetic mantle (which is akin to the meridian system in the body used in the extremely effective Chinese acupuncture system of medicine).

HAARP endangers and exploits this delicate bio-system by aggressively pulsing HF emissions which could entangle with the natural frequencies of Earth, leading to serious consequences that are already occurring. It's also possible it is continually 'slicing' through the lines of geomagnetic flux, causing problems.

Each line it intersects will have incorrect data pulsed into it which will then broadcast inharmonious and dangerous microwave frequencies around the planet via the Earth Grid.

Soon the birds and bees will begin to vanish from the planet.

Naturally these negative results are completely suppressed and as the perpetrators won't admit to most of their experiments in the first place, making it stop might prove difficult, especially without evidence.

Wave patterns are changed. All living organisms within a broadcast area are affected, for good or for ill.



The time to take action is now, but sadly, many people still believe anyone speaking with 'authority' on TV or dressed up in a white lab coat.

They especially believe it when they are told that the technology that would allow us to use teleportation or travel in time does not yet exist.



## The Ultra-Violet Wavelength

The 'purple bar' is a phenomenon that occurs when I take photographs. Although it can be found when I take photos in a dimly lit room, it can only really be seen clearly when I take photographs in the dark and appears when the exposure is adjusted, although sometimes it's just barely visible before editing. You can see it very clearly in the images on the following pages.

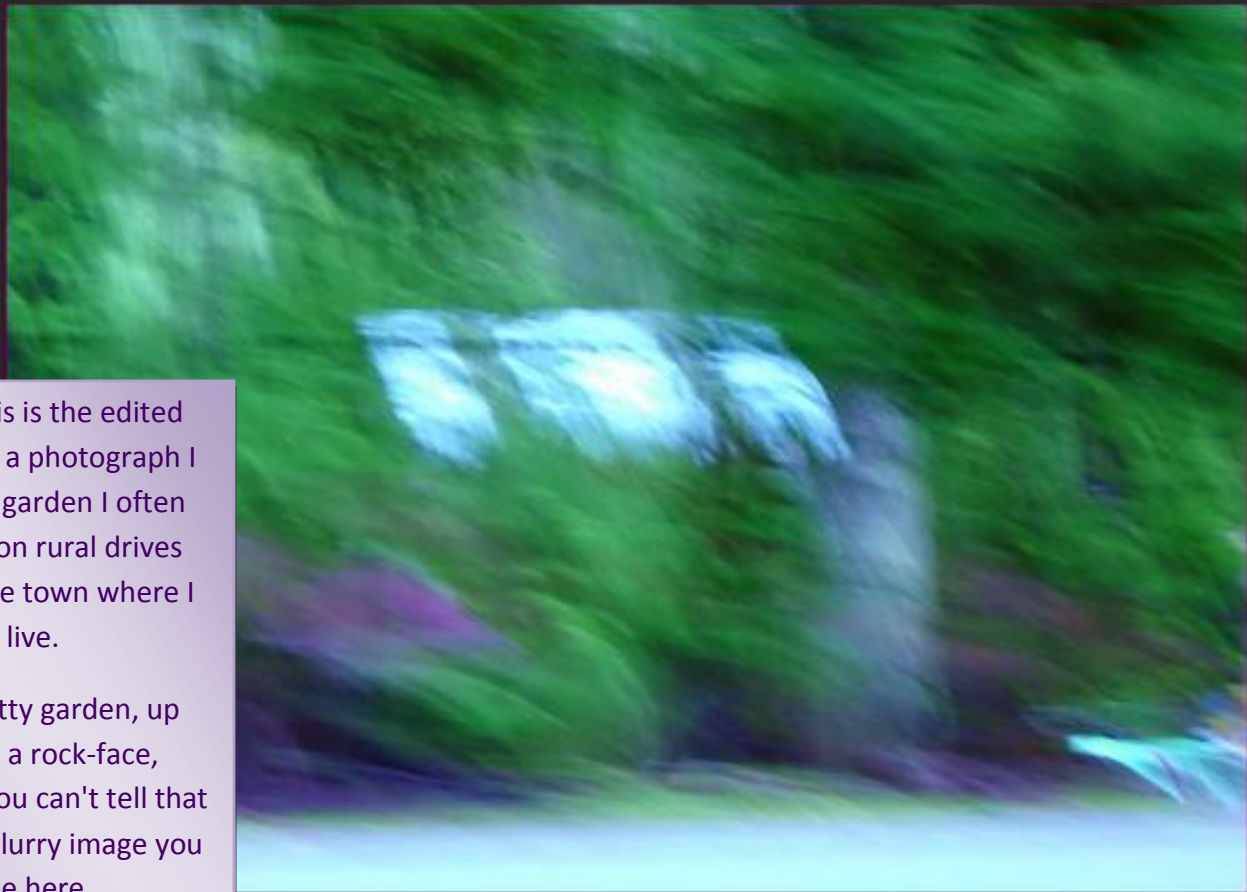
I believe that the purple bar is contained in the ultra-violet spectrum and has the capacity to enable the taking of not only interdimensional images but also images related to both past and future events - *time photography*.

It could be an unknown constituent of the aura or electro-magnetic field of the certain mediums or psychics combined with elements of space, time and light that allows for the retrieval of residual visual data with the possibility of photographing anomalies more prolifically and in more categories.

This would also apply to the retrieval of sound via electronic voice phenomena (EVP) experiments or while using any other electronic system to recover, record and store visual and auditory data so it can later be researched.

But what is it about the ultra-violet spectrum and its relation to time?

It is theorized that the ultra-violet spectrum permanently stores information holographically as sound and light, and I'm convinced that this is true.



**Right:** this is the edited version of a photograph I took of a garden I often went by on rural drives around the town where I live.

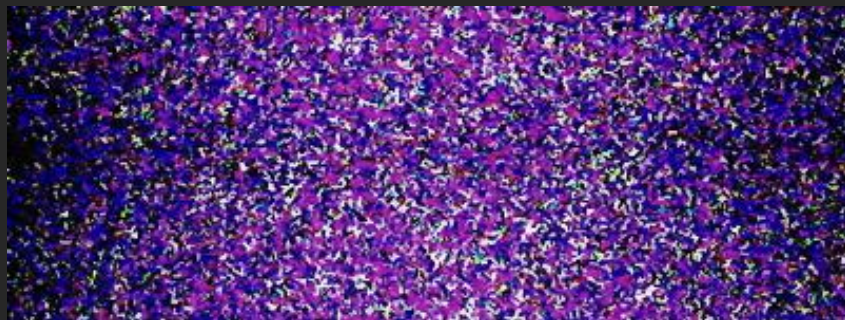
It's a pretty garden, up against a rock-face, although you can't tell that from the blurry image you see here.

The garden was empty, with no lady, washing or washing line.

**Above:** *is this a photograph of a scene from the past?* The lady is wearing a long dress or skirt and looks distinctly old-fashioned. She's reaching up to a washing line with three white items hanging from it. The dark washing line is perfectly visible. This garden doesn't even have a washing line.



The Purple Bar



**Above:** this is a cropped section of the purple bar displaying a pair of eyes.

They appear somewhere in the image of the bar and seem to be a reflection of my own eyes.


If you look closely at the first photo of the bar you can just see the eyes in them.



**Upper & Lower Left:** As you can see, this purple strip is superimposed over the scenes of night lights in these two photos.

All my photographs are taken *through* this bar of unknown origin.

I believe it's integral to my ability to take the photographs, and that the ultra-violet frequency is key to photographing *through* time as well as interdimensionally.



**Above:** the bar superimposed over this stop sign makes it appear pink on its left side, showing that it is a phenomenon that interacts with the light around it and is capable of modifying it.



This is not connected to time travel experiments that I know of, but is possibly a little-known natural function involving the storage and retrieval of images from different times, both past and future.

### **Time Photography**

When I decided to experiment with paranormal photography, I tried to devise ways to get better results.

From among the different settings on my camera I decided to use the moonlight setting which is for night photography, but in daylight. I also used the indoor candlelight setting, which is also for low-light , in the daytime as well.

It became obvious to me that the longer exposure time gave me more detailed, prolific, and clearer anomalous images. I realized that this type of camera setting might allow entities a longer time to 'create' with the light and perfect the appearance of their manifestations.

I believe this may hold a great clue for paranormal photographers, and a starting point for future more creative experimentation both in my own work, and hopefully in the work of other people as well.

Entities can apparently, at least under certain circumstances, see and interact with us far more easily than we can do so with them. Yet, when some people take photographs, they can appear for all of us to see on the image produced. Why?

The explanation that this happens *because* of the mediumistic abilities of some photographers does not explain *how* it occurs.

How does what is not usually seen by the human eye become suddenly visible on a camera image, for all to see? I have an inkling of how this may work, but it is obviously hypothetical. It involves many factors, not properly understood, but I want to deal with the most obvious: time, light and motion.

Time is largely an unknown quantity, but what we do know about it only makes it more intriguing.

Time, understood to be the fourth dimension, is a fascinating subject that is far more complex than we might imagine, perceiving it as we do as a largely unknown quantity that measures duration.

Slight time variations are normal under certain circumstances. These variations are so small as to be almost immeasurable, yet they exist. Buildings with several floors are one example. The basement is closer to the centre of the Earth (time is measured in reference to the rotation of the Earth and the vibration of certain atoms). On the higher floors clocks actually run faster. This difference is genuine but so minute that it doesn't noticeably affect us.

In Einstein's Theory of Relativity it basically states that if two people are moving at different speeds they will experience time differently. For the person who is travelling faster time will elapse more slowly than for the one who is moving more slowly. This effect is known as time dilation, but is unobservable to us as it is measured in nanoseconds.

Such tiny time differences are usually inconsequential to us as we go about our everyday lives, but there is at least one area where they could prove useful, and that is in the field of paranormal photography.

As well as the camera settings I used In my photographic experiments I sometimes brought several other factors involving movement into play, the movement and speed of the car, the earth's rotation and my own deliberate physical movement being the most obvious.

Earth is slowly moving in a rotation around its own axis as it also travels around the sun on an elliptical path.

With the camera set to either the moonlight or candlelight setting, this means that the slower shutter speed allows light to enter for a longer period of time.

These settings are obviously useful for night-time and low-light photography, but I often use them in daylight *because they get results*.

*Both the infrared and ultra violet areas of the light spectrum enable phenomena of the sort I am seeking, literally opening windows onto other worlds.*

All of us, all events, indeed all of life and the process of living, leave living records of light and sound. There is nothing that is not recorded.

The theory is that this information of light and sound, stored in some as yet unknown way, doesn't disintegrate with time and is permanent. This seems to hint at the information being somehow stored 'outside of time'.

This may be similar to the theory that records of local events are stored in surroundings such as walls, stone, furniture and other objects, but it isn't quite the same.

These local residual records do deteriorate over time, and can be released or altered by change or destruction occurring to the places and objects they are stored in and around.

As such, they are like semi-permanent temporary localized databases that eventually expire. Some are stronger and remain for very long periods, even many hundreds of years.

Quartz crystal lenses and antenna were a necessary component of at least one time-camera due to the fact they didn't block ultra violet rays as ordinary glass does. This is why it's impossible to get a sun-tan behind glass.

It is quite possibly ultra violet radiations that contain the records of the past, both as light and sound waves.

*This is an absolutely vital key to a more complete understanding when researching anomalous images.*

The ultra violet frequency is literally a carrier wave for recordings of the past, both of light and sound. These can all theoretically be retrieved. Each life form has a unique frequency, similar to an electronic 'fingerprint' that is encoded in the DNA.

Landscapes geologically rich in quartz and certain other minerals are likely to



retain residual data more powerfully and completely and also for longer. Quartz does record, store and transmit data beautifully, which is why it has always been used for various types of paranormal work.

It is also why it is used in technology today, and why it will continue to be used on into future generations with more advanced technology, either for great good or great evil.

Our technology is rather cumbersome and barbaric at present, but it stands at the threshold of new worlds and astonishing discoveries. Some of them have already been made and suppressed. Some were used commonly and then forgotten, lost or suppressed in pre-deluge civilizations.

Whether we as individuals or societies behave in either a negative or a positive and beneficial way, everything we do is permanently and perfectly recorded in a flawless way that takes the form of ultra-sophisticated holograms of light and sound. This is truly nature in action in a way that we can only barely understand.

It's also why at the end of a lifetime we are able to view our actions and the results of them and can then assess our progress. These perfect and interactive holographic records also contain the emotions, senses and feelings of all who were involved in our life at the time, every single soul we have had contact with, no matter how small the interaction.

What other system could enable a complete understanding of our own and other people's actions and reactions, and their overall results on everyone involved and the planet itself? Life is consciousness, and ***everything is in reality alive and connected.***

If I'm correct about the function of the 'purple bar' that I discover in my night photography then I may have a 'built-in' access to the ultra violet frequency that in some way enables me to take such astounding photographs.

George De La Warr invented the Radionic Camera during the 1950's. He was not by any means the only person to develop an instrument capable of photographing outside of time and space.

There have been quite a few of these fascinating creations, but De La Warr has left us good photographic examples and his amazing experiments are repeatable, with Radionic Camera plans readily available. He claimed to have photographed both the past and the future.

In De La Warr's opinion *"Time is a vector of the magnetic spectrum and that spectrum has a place in itself for events. There is a pre-physical world in which the camera might be expected to operate."*

A vector is a combination of two inputs.

When a spirit or an image from outside what we consider to be our time and space continuum appears on a photograph, it manifests at the vector of the camera's speed of recording, or shutter speed, and the spirit's or image's linear travel speed, which must to some extent match our own at the time the image is recorded in order to be visible to us.

There is always a little bit of 'dimensional crossover' occurring, but we miss most of it as it usually happens just outside the range of our physical senses.

Perhaps this is partly because time exists throughout the universe simultaneously and yet seems to have a density or 'texture' that responds to certain things, accelerating and condensing itself accordingly. There is a variable property of time, a thickness and thinness that is most intriguing.

For instance, it is now widely believed that thought can influence time. It's very possible that an evolutionary leap in consciousness would make us multi-dimensional beings, masters of time and space, able to contract or dilate it for our individual purposes. Many people believe this is beginning to happen.

My photographic experiments have yielded different results, but low light are the most successful. In many woodland settings the light is low anyway, and sometimes I deliberately take photographs just before dusk. Then I shoot into areas where trees meet sky, especially when the sky is gray.

This has led to me receiving many, many images that are like pencil sketches or painted artwork, with people as subjects. These are sometimes quite complex, with personal and clothing details.

I believe my results are due to the low intensity of visible light. Psychics have always known that manifestations happen more easily when our ordinary visible light is low. Not only are spirits easier to see in the dark, the likelihood of an occurrence is increased.

Visible light detracts from the ability of paranormal phenomena to manifest fully, which is why the threshold times of dusk and dawn have always been associated with psychic and magical events.

Most psychics understand the effectiveness of these times of natural low light, but a darkened room can also serve a similar purpose. The idea is to facilitate a dimensional shift.



**Above:** this is a photograph taken in the authors home. If you look at the image closely, you'll see at least six entities standing in just this small space. The two parallel white streaks of energy are being directed towards me by what seems to be an old woman.

An interesting feature is the pattern of diamonds in the bottom right area. It seems to be a fabric pattern, but I own no fabric like that and I have to assume it's part of the spirit scene, perhaps a blanket being worn by a spirit. It's impossible to tell if an entity or operative is attacking or protecting you when things get this busy.



## Two Extraordinary Examples of Time-Slip Photography

I've explained why I think time-slip photography is possible, and how I believe this avenue of paranormal exploration will lead to fantastic discoveries, uncovering fascinating new information about the reality of other dimensions as well as the possibility of retrieving images or sounds from the past or the future.

I've examined several photographs taken by other people who believe that they've recorded time anomalies, and some of them have impressed me as being real.

I've also taken several myself over the years that I believe are images out of time.

I'm going to show you two of those photographs, one that displays an image from the past and one that shows a set of ghostly buildings that don't yet exist. Plans were later drawn up for a building complex that looks exactly like the buildings in the photograph, designed to be built in the same area.

First, a ghostly event from the past is retrieved with my camera with amazing clarity. The photo you are going to see below was taken in the industrial section of the town I live in at around 10.30 pm. I was with my husband and we had stopped the car and got out for a little walk around the area so I could take some photographs. I didn't use a flash.

The image appeared on the first photo I took that evening. It shows a building that no longer exists (but for which I later found an old photograph showing when it did) and a motorcycle accident as it is happening. In reality the streets were deserted, there was no accident and no moving vehicles. We were completely alone.

'**The Mission Motorcycle Accident**' photo-article, which is packed with fascinating images can be found in '***The Pirates of Time - Part 1***', as can '**Future Mission**', the examination of a photograph that may well have captured a scene from the future.

## The Past - The Motorcycle Accident



**Above:** on the photograph is a startling sight that turned out to be a motorcycle wheeling through the air. Further investigation revealed to me much more amazing imagery.

Somehow, I photographed a tragedy that must have made a tremendous impact on the surrounding area, because I've captured imagery from three separate scenes that must have occurred over at least half an hour or more, laid out at intervals within the same one photo. I've never seen anything like this before in any other photograph, including my own.

From the details I've managed to extract I would estimate this accident occurred in the fifties or sixties, although I can't be sure.

This one image contains, frozen in time, not only a picture of the accident **at the time** it occurred, but also a separate one of the motorbike and rider a moment **before** impact and two separate vignettes of police and ambulance crews working at the scene **after** the crash. Not only that, but the entire scene on the photograph is partially different from the way it is today, with a building visible which is in reality **no longer there**.

The implications are tremendous, as my research definitely involves that little-known and ultimately unreal quantity, time. The entire image is incredible. There's no other word for it.



**Above:** the motorcycle can be seen wheeling through the air in stop-motion style, but on the same photograph. To the right is a scene with ambulance crew at work, *after the accident has happened*. Edited very clearly in the original photo-article, there is no room for the details here, but I wanted to demonstrate an example of accessing the past photographically.

Visual (and auditory) data from the past and sometimes the future, is somehow retrievable under the right circumstances and can be heard or made visible once more.

Everything that has ever happened is stored holographically in light and sound. Being able to find a reliable, non-random method to retrieve this information would be a fantastic scientific advance. As a psychic photo-medium, I can't select the images I receive.

My own belief is that a certain group of people can already do this, and I'll be covering this issue in '[The Pirates of Time - Part 2](#)'. The past, and the future, may be a foreign country, but *this does not mean that they are inaccessible*.




## The Future - Mission in a Few Years Time?

**Below:** I took this photograph from a car window coming back into the town of Mission, where I live. Even though it's an unclear and smudgy image it turned out to be one of the more interesting photographs I've taken. For a start, there are no buildings where this photograph was taken except for the flat-roofed structure beneath the shadow-buildings. There seem to be more similar markings on the far right of the image above the tree-line.



I might have ignored this photograph if it weren't for the fact that the architectural details of these non-existent buildings are obviously designed and so precise that I found it fascinating.

Several thoughts crossed my mind and I wondered if I had photographed an alternate time-line or even perhaps the future, as I had managed before to capture events of the past on camera.




**Above:** this is a negative version of the image, and I've managed to clarify the buildings so that their design can be clearly seen. If you look carefully at the areas around the tall tower on the right, you will see some pale smudging in a lighter green-grey colour that is different to the colour of the rest of the cloud cover nestled around the tall right-hand tower. Could these be trees growing around the buildings years from now? They are shaped like trees.



**Below:** the final edit shows a major architectural project with seven buildings in the central area and the roof-lines of further buildings over on the far right. Although extremely amorphous before editing it's now quite clear, and obviously not random.

The areas that I thought might be trees growing in the future certainly still look very different in density and colour from the rest of the sky, which fills most of the image. If so, then they've grown very tall. I wonder how far in the future this possible architectural event might be taking place, and if so, how long they have already been standing at the future point I accessed the image from?

You will see that someone did plan for trees in the same approximate position seen in the photo when you look at the image below this one.



**Lower Left:** this is a proposition for a water-front construction project in the town of Mission, BC. If passed, it will be built in the same area as the photograph that I took. At present, it is only under consideration.




**Above:** if you examine this architectural design carefully you will see how amazingly closely it resembles the buildings in the photograph I took, even down to the buildings seen on the far right.

In reality there was, and still is, only empty space where the ghostly buildings showed up on the photograph, but I will obviously not be at all surprised if they go ahead and begin construction one day soon.



## Do You Believe in Fairies?



Above: photograph of elementals in a wood taken by Jane Tripp

I can't finish this book without touching on a subject dear to many children's - and adult's - hearts: fairies, or faeries as they are more accurately named.

Many people believe that elementals and faeries don't exist, and even among those who know that they do there is a firm belief that faeries 'don't like to be photographed'.

This isn't true. There is a movie called 'Photographing Fairies' that was very popular due to its subject matter, even though it was a rather puerile and shallow fantasy.

I really *can* photograph faeries - I've photographed hundreds of them - and maybe you can as well.


I'll show you some photographs and explain what fairies really are.



**Above:** the photograph of pasture and trees contains a small anomaly, seen in the oval at the bottom of the field and enlarged in the inset.

I think that this is a small elemental of the sort that is attached to the care of plants and the land. Even though it's quite small, it was immediately noticeable at the bottom of the field. These charming little beings can be found all over the world, even sometimes in cities and homes.






**Left:** close-up, you can see the 'wings' defined by a misty blue haze.

The little entity, seen as purple in this edit, has a small face area with rudimentary eyes and nose.


The little body tapers down in a coiled or spiralled energy formation to the ground.

This is probably not a very good representation as it's very small and without a lot of details. Images like that are sometimes difficult to edit.




**Above:** an eye gazes out on the left from a small section taken from a fascinating photo with many faery and elemental images in it.

On the right a goblin-like face looks down from the trees.



**Above:** the eye, which is large and not human.


**Below:** The face, which I would say belongs to an elemental being of the gnome species.



We share this planet with many other life-forms some of whom are invisible to most people. There have always been a few people who are capable of seeing and even interacting with such beings.



They are not necessarily averse to being photographed, because I have taken many photos of them. They may not even know they are being photographed.





**Left:** the elemental's face, cropped.

The left eye is circled because I want to show you what it looks like close up. I'll present it cropped and enlarged below.



**Above Left:** the face is as clear as I can make it here, and is similar to the traditional gnome or pixie. He was with a group of elemental beings in a complex and fascinating scene that included images of fairies, a musician, a sleigh with children in it , a cat, a pony and a wild rider clutching a human child. I photographed this image in a forest and it will be the subject of a book I will be completing soon called '**The Faery Rade**'.

**Above Right:** the entity's eye close-up is very exotic and unusual looking.





**Left:** the eye of the trans-dimensional creature looks like a beautiful opalescent jewel when edited.

You can see its unusual shape and the delicate darker outline around it, while the eye itself seems almost as if lit from within and it reflects light as well. There are several areas which could correspond to a pupil, but nothing at all definitive.

This is not like a human or animal eye.




**Above Left:** this is a negative image of the eye and I've included it so that I can show you more clearly the interesting pattern around the eye itself. I've used a series of arrows to point to small circular areas that are arranged in a pattern both beneath and above the eye.



**Lower Left:** the negative picture minus the arrows, allowing you to see the interesting markings circling the entire eye that are reminiscent of the scaled patterning around the eyes of certain reptiles.

It seems strange to me to think that we live in a world where we are not aware of the existence of much of the life that shares this planet with us, both at the 3rd and lower 4th dimensional level.

The new naturalists will be seeking and observing life at the farther end of our awareness spectrum, as I am doing now, only hopefully in a more sophisticated manner.



**Left:** a photograph taken into a wooded area reveals several points of interest which I've enclosed.

The image in the rectangle is the one I'll concentrate on here.

You can see it edited and enlarged.

This is a female entity who is accompanied by smaller ones. These elementals often travel in groups.

She isn't very clear in the image but I'll show you a close-up on the next page.

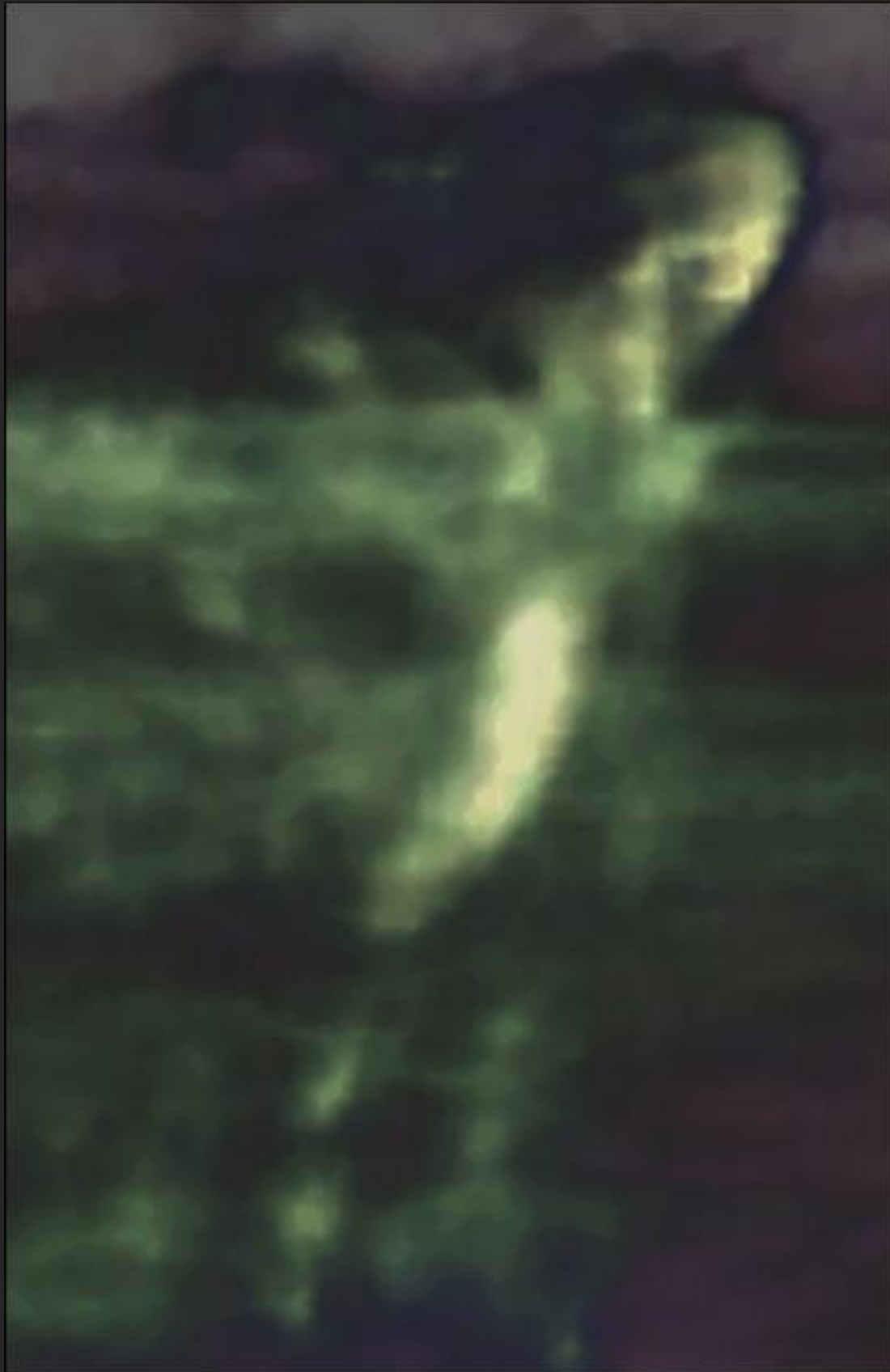
Appearing presumably when and as they wish to be seen by us, they can take on many shapes, sizes and forms, some of them deceptive, I'm sure.

Being able to capture them in photographs is a privilege I'm grateful for.

### What are Faeries?

The land of Faery is an archetypal world that co-exists with ours on Earth, separated from us only by dimensional frequencies. This land is one of great natural and magnetic beauty and has a diversity of animals and other creatures, plants and insect life, as our own does. It is also of course where the many species and races of faery people dwell. Although Faeries can be found in all sizes, they are not generally tiny and are frequently larger than we are. It's the little elementals which work under the guidance of faeries, and who are associated with the care of the land, that are often mistaken for them.

At one time there was not such a separation between the human and faery world. Some faeries are friendly and cordial to people and some are hostile and understandably angry at what's being done to the planet, because all this insane experimentation affects different dimensions than just our own. These old faery souls were here before we were, as were the djinn races. While djinn have been here all along, the faery races originated on another planet a very long time ago. You can learn to communicate with some dwellers of the faery realms, which retain a rich source of knowledge and lore connected to the land, healing and subtle energies. Faeries do not generally have wings.



**Left:** here is the small figure cropped out.

She is hovering in the air, facing left and looking for all the world like an illustration from a fairy-tale book.

If you look at the original unedited image you will see that viewed from a distance on a photograph, unless you're actively searching for them, they can appear as just motion blurs or fragments of light.

Most people will ignore such marks on an image, or even delete it, without ever thinking about taking a closer look. Because of this, before you decide you can't take photos like this, examine them all very carefully, just in case.



**Below:** most of my images of elemental life are taken around trees and in forested areas as seen in this instance. There are several elementals visible but there is one in particular that is large and quite detailed in the white rectangle on the right. The inset shows the image edited and is interesting magnified.



**Left:** you can see clearly the fairy-like elemental in this amazing image.


She's hovering facing left. I've enclosed her head in the top circle. Her profile shows her forehead, eyebrow, eye, nose and upper lip while below it's in darkness. Her skin is dark.

The second circle is around a flower that she's holding.

Her legs aren't the same colour as her face, so she is affecting yellow leg-wear beneath her 'clothing' and she is wearing shoes that have decorations on including a spherical feature on both feet

She basically seems to be clad in peach and green pastel colours.

Magnify the image to see more details.

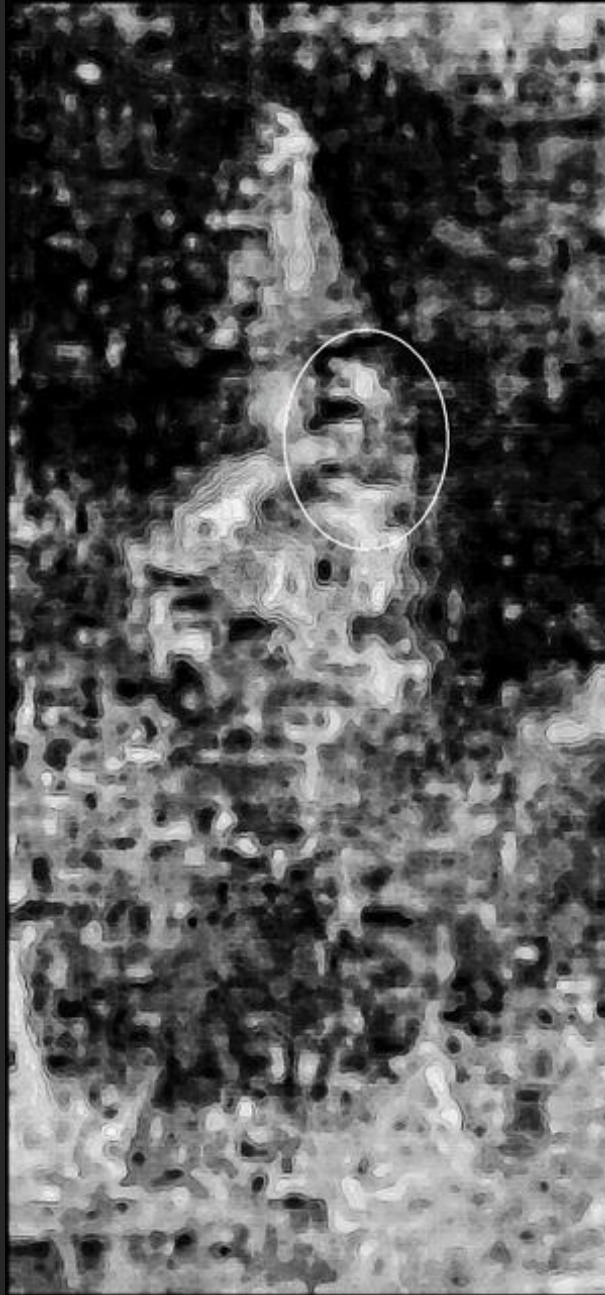


**Above:** an elemental, possibly of the classification of elf or gnome, seems to be dressed in clothing and a hat and is sitting on something. The little scene you can see here is not full size but is just a tiny section seen through the bottom of a hedge on the original photo, so those aren't 'real' trees either.

As I'll demonstrate to you, the little man is riding a miniature pony, presumably a faery horse. Perhaps you can see part of it, but it's cut off in the above image.

First I'll show you the little man up-close. He's wearing the pointed red hat so often described in folk and fairy-tales. These little beings are real enough that they've been seen for centuries. They're also real enough to be photographed.





**Above Left:** this black and white cropped and enlarged version of the image might be easier to see initially, and I've put an oval around the gnomes face to orient the viewer. He appears to be looking straight at the viewer.

**Above Right:** In colour, you can see the little man's face clearly. His head is topped with the traditional European head-gear for his species, the pointed red cap.

He's sitting astride a tiny chestnut colored pony. You can see glimpses of the colour as well as part of its long, white tail near the bottom left.



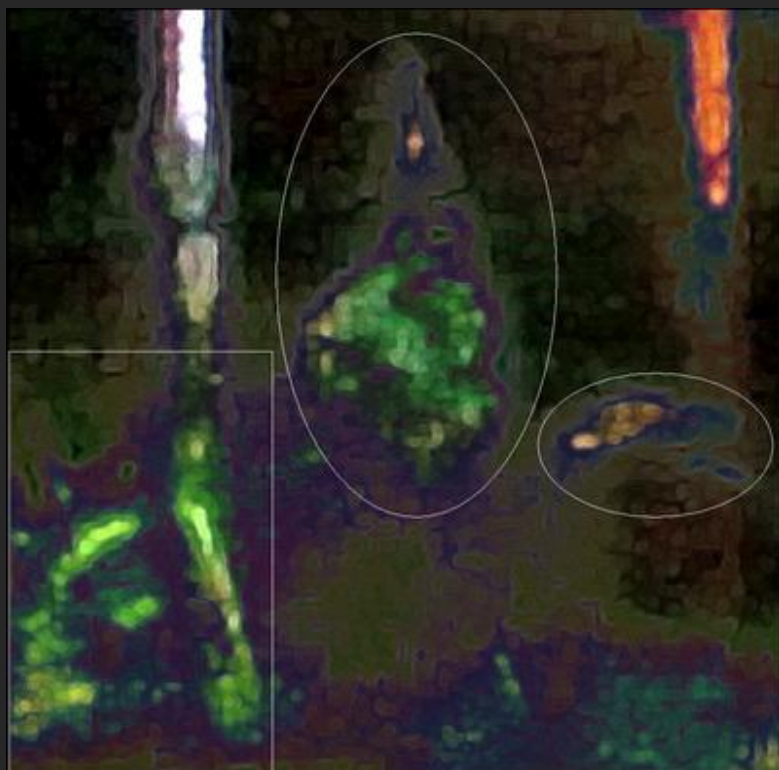


**Above:** I've edited this image in an attempt to see the pony rather than the gnome. The little horse's head and eye on the right are fairly clear and you can see its silvery mane.

I can see the right front leg disappearing into greenery and part of the right back leg as well as a section of the tail. There is something in front of the rear section, making it harder to see clearly.

The gnome's right leg is visible hanging down as he straddles the horse.

Whoever would imagine a tiny man on a tiny horse making his way silently across the bottom of their garden like a scene from a children's book? The world is full of fascinating mysteries just waiting to be discovered. It always has been.

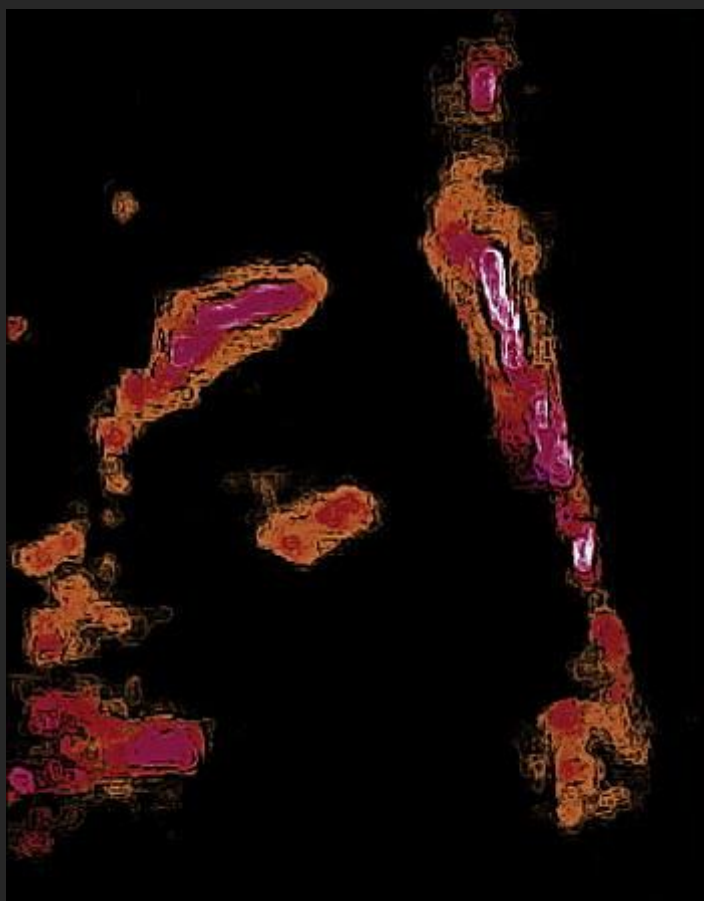


**Left:** I've used the ACDSee 'Curves' program to reveal some of the harder to see areas. from right to left, the small oval is around part of the horse's head and you can see part of the ears and bridle.

The large oval is drawn around where the gnome is sitting.

The white rectangle on the left shows the area I was trying to reveal, and although the colour is green in this image, the shape of the actual back leg is a lot clearer and identifiable as belonging to a horse.

I'll show you a close-up.



**Left:** both legs are visible, but the right rear leg is clearer.

Seen on the right, the lower leg and hoof, along with the leg joints , are all visible.

How amazing is that, and even more so when you realize where the image came from?

It was discovered within the area where the red circle is drawn at the bottom of the photo, through a tiny gap in the hedge.







**Left:** is this a photograph of a faery woman?

This cropped image is taken from a photograph taken in a forested area and appeared sideways in the original image.

This woman had long hair past her shoulders. She's looking slightly off towards the right.

She is wearing a short shawl around her shoulders and has on a long skirt to the ground.

She seems to be wearing some type of over-garment under the shawl, and it is fringed with feathers if you look at it closely at the left side.

These decorations, which look like hawk feathers, can be seen hanging suspended from the bottom of the long upper garment.

Who is she, and why did she choose to appear on the photograph?

She may be an underworld dweller from the land of Faery making a brief appearance in our world.

Whoever she is, she isn't dressed in modern clothing and the image seems visionary, even shamanic, in nature.



I've taken some of the best paranormal photographs in existence, and if I hadn't taught myself to dissect and edit my own images I would never have discovered very much, including the vintage time travel photographs.

If you haven't already done so, download the **free** eBook companion to this one, **'How To Edit Photographs & Discover BIG Secrets'** as well as the **free** video presentation **'Watch Secrets Revealed Before Your Eyes'**, to help you learn how to extract any pertinent visual data, as well as to find out how to easily locate photographs documenting time travel experiments.

Even if you only want to prove the reality of covert technology for yourself, you will feel very much better when you see real evidence in front of your eyes. If you are being targeted, you need that validation for the good of your emotional health.

The next step is to join me in doing something about it. Show people, share information and don't be frightened of these cowardly bullies.

I've listed reading material and links at the end of the book so that you have a starting point on your journey, because once you know - and see - the real truth, then you have taken your first step in the journey towards re-gaining your freedom, which is the true birthright of every soul evolving here on Earth.

Last of all, although all these covert operations *are linked together*, it is time travel that my focus is on. That is partly why the craft in the photo hovers annoyingly above my roof.

So please download your **free** 230 page eBook, **'Proof of Time Travel'** packed with photographic images of easily visible genuine time travel operations.

Please **purchase** **'The Pirates of Time - Part 1'** when it becomes available and **'The Pirates of Time - Part 2'** which will be released later. See thousands more

images and discover the truth about time travel for yourself in dozens of fascinating photo-galleries and articles!



Mirrored cloud photograph

## Links & Bibliography - Provided For Research Purposes

### Photo Editors and Word Programs

#### Links:

#### ACDSee photo-editor

<http://www.acdsee.com/>

#### The Gimp photo-editor

This is a very good free image editor

<http://www.gimp.org/>

#### Microsoft Office

<http://www.microsoftstore.com/store/msca/home>

#### Apache *OpenOffice*

A free substitute for Microsoft Office

<http://www.openoffice.org/>

#### Bibliography:

#### ACDSee Pro5 UserGuide

<http://res.acdsystems.com/support/en/acdsee-pro/5/Pro5UserGuide.pdf>

### General Research

#### Links:

#### Educate-Yourself

<http://educate-yourself.org/>

Educate-Yourself.org is a free and comprehensive educational forum dedicated to the dissemination of accurate information in the use of natural, non-pharmaceutical medicines and alternative healing therapies in the treatment of disease conditions. Free Energy, Earth Changes, and the growing reality of Big Brother are just some of the areas that you can begin your research in.

#### Biblioteca Pleyades

An absolutely incredible collection of the most fascinating material & another excellent place to begin serious research. There are also many free books available as well as thousands of links to videos and other sites.



<http://www.bibliotecapleyades.net/>

### **Borderland Sciences Research**

<http://research.borderlands.com/>

### **Bibliography:**

**The Medical Mafia** by Ghislaine Lanctot

**Bloodlines of the Illuminati** by Fritz Springmeier

**The Dark Side of Christian History** by Ellen Ellerbe

**9/11 Synthetic Terror** by Webster Griffin Tarpley

**Rule by Secrecy** by Jim Marrs

**The Best Enemy Money Can Buy** by Antony C. Sutton

**The Secret Terrorists** by Bill Hughes

**The David Icke Guide to the Global Conspiracy (and how to end it)** by David Icke

**Children of The Matrix** by David Icke

**Alice in Wonderland and The World Trade Center Disaster** by David Icke

**The Robots' Rebellion** by David Icke

### **Chemtrails**

#### **Links:**

#### **Educate-Yourself**

<http://educate-yourself.org/ct/>

<http://educate-yourself.org/cn/sylphandchemtrailindex.shtml>

#### **Biblioteca Pleyades**

[http://www.bibliotecapleyades.net/esp\\_scalartech.htm](http://www.bibliotecapleyades.net/esp_scalartech.htm)

#### **Weatherwars**

<http://weatherwars.info/>

#### **Chemtrail Central**

<http://www.chemtrailcentral.com/>

#### **The Carnicom Institute**

<http://www.carnicominstitute.org/html/geoengineering.html>

#### **Rumor Mill**

<http://www.rumormillnews.com/cgi-bin/archive.cgi?read=46668>

### **Barium Blues:**

<http://www.bariumblues.com/index.htm>

### **Bibliography:**

**What In The World Are They Spraying?** by G. Edward Griffin

**Chemtrails Confirmed** by William Thomas

### **Scalar Weaponry and HAARP**

#### **Links:**

#### **The Tom Bearden Website:**

<http://www.cheniery.org/books/analysis/history.htm>

#### **Dutchsinse Website:**

<http://sincedutch.wordpress.com/2012/04/24/want-to-know-about-weather-modification-haarp-vlf-hf-and-chemtrails-want-to-prove-it-to-a-non-believer-here-you-go/>

#### **Biblioteca Pleyades:**

[http://www.bibliotecapleyades.net/esp\\_scalartech.htm](http://www.bibliotecapleyades.net/esp_scalartech.htm)

### **Bibliography:**

**Angels Don't Play This HAARP - Advances in Tesla Technology** by Dr. Nick Begich and Jeane Manning

**Scalar Waves** by Konstantin Meyl

**Historical Background of Scalar EM Weapons** by Lt. Col. T.E. Bearden

**Weather Warfare: The Military's Plan to Draft Mother Nature** by Jerry E. Smith

**HAARP: The Ultimate Weapon of the Conspiracy** (The Mind-Control Conspiracy Series) by Jerry E. Smith

### **Mind Control**

#### **Links:**

#### **Educate-Yourself:**

<http://educate-yourself.org/mc/>

**EMHDF:**

<http://emhdf.com/>

**America's Secret Government :**

<http://www.hightechharassment.com/>

**Mind Justice**

<http://www.mindjustice.org/>

**Stop Covert War:**

<http://www.stopcovertwar.com/enter2.html>

**Hard Truth Alternative News:**

[http://www.theforbiddenknowledge.com/hardtruth/mind\\_control\\_index.htm](http://www.theforbiddenknowledge.com/hardtruth/mind_control_index.htm)

**Xiandos Information:**

[http://en.xiandos.info/Main\\_Page](http://en.xiandos.info/Main_Page)

**Bibliography:**

**Mind Control, World Control** - The Encyclopedia of Mind Control by Jim Keith

**Controlling the Human Mind: The Technologies of Political Control or Tools for Peak Performance** by Nicholas J. Begich

**Mind War - Silent Weapons for a Quiet War** by The Human Project:

<http://www.bevolution.dk/GB/index.html>

**Hearing Voices - The Hidden History of the CIA's Electromagnetic Mind-Control Experiments** by Alex Constantine

**The Ominous Parallels** by Leonard Peikoff

**Crimes Against the Children & People****Links:****Vatican Crimes Revealed**

<http://www.vaticancrimes.us/>

**Hidden From History: The Canadian Holocaust** - *The Untold Story of the Genocide of Aboriginal Peoples*

<http://www.hiddenfromhistory.org/>

<http://canadiangenocide.nativeweb.org>



## **Bibliography:**

**A Nation Betrayed: The Chilling True Story of Secret Cold War Experiments Performed on Our Children and Other Innocent People** by Carol Rutz

**Hidden from History: The Canadian Holocaust** (Second Edition October 2005) by Kevin Annett

**Love and Death in the Valley** by Kevin Annett

**Unrepentant: Disrobing the Emperor** by Kevin Annett

**The Franklin Cover-up: Child Abuse, Satanism, and Murder in Nebraska** by John W. DeCamp

**Mind Controlled Sex Slaves And The CIA** by Tracy R. Twymann with Nick Redfern

## **Time Travel**

### **Links:**

**Biblioteca Pleyades - Time Travel**

[http://www.bibliotecapleyades.net/esp\\_ciencia\\_timetravel.htm#Additional\\_Information](http://www.bibliotecapleyades.net/esp_ciencia_timetravel.htm#Additional_Information)

**Biblioteca Pleyades - The Montauk Project**

[http://www.bibliotecapleyades.net/montauk/esp\\_montauk.htm#Additional\\_Information](http://www.bibliotecapleyades.net/montauk/esp_montauk.htm#Additional_Information)

**Watch Secrets Appear Before Your Eyes** by Jane Tripp

<http://www.youtube.com/watch?v=8dnhtnJTKSI>

## **Bibliography:**

**The Pirates of Time** by Jane Tripp

**Proof of Time Travel** by Jane Tripp

**How to Edit Photos and Discover BIG Secrets** by Jane Tripp

**Why You Should Edit Photographs** by Jane Tripp

**The Music of Time** by Preston B. Nichols (with Peter Moon)

**The Philadelphia Experiment - Project Invisibility** by William L. Moore and Charles Berlitz

**The Montauk Project: Experiments in Time** by Preston B. Nichols with Peter Moon

**Montauk Revisited: Adventures in Synchronicity** by Preston B. Nichols & Peter Moon

**Montauk: The Alien Connection** by Stewart Swerdlow - edited by Peter Moon

**Pyramids of Montauk: Explorations in Consciousness** by Preston B. Nichols & Peter Moon

**The Black Sun: Montauk's Nazi-Tibetan Connection** by Peter Moon

## **Ghosts & the Paranormal**

### **Links:**

#### **World ITC:**

<http://www.worlditc.org/>

#### **Afterlife Evidence:**

<http://www.victorzammit.com/index.html>

#### **The Institute for Afterlife Research:**

<http://www.mikepettigrew.com/afterlife/index.html>

#### **The Work of Dr. Raymond Moody - Psychomanteum:**

<http://www.psychomanteum.com/books/drmoody.htm>

#### **Fortean Times:**

<http://www.forteantimes.com/>

#### **Mary Sutherland's informative site & BUFO Radio:**

<http://burlingtonnews.net/index.html>

### **Bibliography:**

**The Beginners Guide for the Recently Deceased** by David Staume

**The Encyclopedia of Ghosts and Spirits** by Rosemary Ellen Guiley

**Spirit Release - A Practical Handbook** by Sue Allen

**Do Dead People Watch You Shower?** by Concetta Bertoldi

**The Complete Guide to Mysterious Beings** by John A. Keel

**Passport To Magonia - On UFOs Folklore, And Parallel Worlds** by Jacques Vallee

## **The World of Faery**

### **Links:**

#### **The work of R. J. Stewart:**

<http://www.rjstewart.org/>

<http://www.dreampower.com/>

<http://www.rjstewart.net/>

<http://www.faeryshaman.org/>

### **Bibliography:**

**R. J. Stewart** - a complete list of his books at <http://www.rjstewart.net/>

**Fairies** by Janet Bord

**The Witch Cult in Ancient Europe** by Margaret Murray

**Walker Between the Worlds** by Robert Kirk

**The Fairy-Faith in Celtic Countries** by W. Y. Evans-Wentz

**The Faery Way** by Hugh Mynne

**The Green and Burning Tree** by Tira Brandon-Evans





Mirrored photograph of clouds

**Learn how to edit photographs for yourself! Download '*How To Edit Photographs & Discover BIG Secrets In Them*' free.**

You may repost, print, email and otherwise disseminate this **free** document as much as, and in any way that you wish and are encouraged to do so as long as you make no changes to the text, images or copyright notice in this educational document.



Mirrored photograph of clouds

All photographs with paranormal content ©Jane Tripp  
from the presentation of her incredible spirit photography *'Just the Other Side of  
Here'*



**Left:** this photograph, taken indoors in daylight, shows the silhouette of a raven or crow superimposed over the face of a sitter.

Far from an omen of death, the image represents a beautiful creature that is dear to the sitters heart.

The paranormal photos in this eBook are all genuine.

I hope they will encourage you in your own explorations.

Thank you for your time -

*Jane Tripp*

***©Jane Tripp 2012***





Do you want to contact Jane Tripp? She encourages your feedback and ideas.

Email her at:

[august12stargate@gmail.com](mailto:august12stargate@gmail.com)

[www.janetripp.com](http://www.janetripp.com)

**The following free eBooks are available for download at:**

[www.janetripp/pirates of time](http://www.janetripp/pirates%20of%20time)

**'Proof of Time Travel'**

**'Why You Should Edit Photographs'**

**How To Edit Photos & Discover BIG Secrets'**

**by Jane Tripp**